Robex.

A BLUEPRINT
FOR RESPONSIBLE MINING

CORPORATE PRESENTATION

June 2023

TSX-V: **RBX**

Cautionary statements

This presentation contains "forward-looking information" or "forward-looking statements" within the meaning of applicable Canadian securities legislation ("forward-looking statements"). Forward-looking statements are included to provide information about management's current expectations and plans that allows investors and others to have a better understanding of the business plans and financial performance and condition of Robex Resources Inc. (the "Company").

Statements made in this presentation that describe the Company's or management's estimates, expectations, forecasts, objectives, predictions, projections of the future or strategies may be "forward-looking statements", and can be identified by the use of the conditional or forward-looking terminology such as "aim", "anticipate, "assume", "believe", "budget", "can", "commitment", "contemplate", "continue", "could", "estimate", "expect", "forecast", "future", "guidance", "guide", "indication", "intend", "intention", "likely", "may", "might", "objective", "opportunity", "outlook", "plan", "potential", "predict", "prospect", "pursuit", "schedule", "seek", "should", "strategy", "target", "trend", "vision", "will" or "would" or the negative thereof or other variations thereon. Forward-looking statements also include any other statements that do not refer to historical facts.

Such statements may include, but are not limited to, statements regarding: the perceived merit and further potential of the Company's properties; the Company's estimate of Mineral Resources and Mineral Reserves; capital expenditures and requirements; the Company's access to financing; preliminary economic assessment and other development study results; exploration results at the Company's properties; budgets; strategic plans; market price of precious metals; the Company's ability to successfully advance the Kiniero Gold Project and carry out the Kiniero Gold Project feasibility study; work programs; permitting or other timelines; government regulations and relations; optimization of the Company's mine plan; the Company's ability to enter into definitive documentation in respect of the US$115 million project finance facility for the Kiniero Gold Project, including a US$15 million cost overrun facility (the "Facilities"); timing of entering into definitive documentation for the Facilities; if final documentation is entered into in respect of the Facilities, the drawdown of the proceeds of the Facilities, including the timing thereof. and the Company's existing mineral properties and business plan and the making of production decisions in respect thereof.

This presentation also provides the Company's outlook regarding expectations of the Company's performance with respect to certain financial metrics and measures.

Forward-looking statements are made based upon certain assumptions and other important factors that, if untrue, could cause the actual results, performance or achievements of the Company to be materially different from future results, performance or achievements expressed or implied by such statements or information. There can be no assurance that such statements or information will prove to be accurate. Such statements and information are based on numerous assumptions, including, among other things, assumptions regarding: present and future business strategies; the Company's estimate of Mineral Resources and Mineral Reserves; the ability to execute the Company's plans relating to the Kiniero Gold Project as may be set out in the Kiniero Gold Project pre-feasibility study, including the timing thereof; the Company's ability to complete its planned exploration and development programs; the absence of adverse conditions at the Kiniero Gold Project; the absence of unforeseen operational delays; the absence of material delays in obtaining necessary permits; the price of gold remaining at levels that render the Kiniero Gold Project profitable; the Company's ability to continue raising necessary capital to finance its operations; the local and global geopolitical and economic conditions and the environment in which the Company operates and will operate in the future; the Company's ability to enter into definitive documentation for the project finance facilities/Facilities on acceptable terms or at all, and to satisfy the conditions precedent to closing and advances thereunder (including satisfaction of remaining customary due diligence and other conditions and approvals); the assumption that board approval for the project finance facilities/Facilities will be obtained; the Company's ability to meet the deadlines for definitive documentation and first drawdown of funds; and the ability of the Nampala Gold Mine's hybrid solar plant to reduce the Company's carbon footprint and significantly reduce the mine's energy costs.

Certain important factors could cause the Company's actual results, performance or achievements to differ materially from those in the forward-looking statements including, but not limited to: geopolitical risks and security challenges associated with its operations in West Africa, including the Company's inability to assert its rights and the possibility of civil unrest and civil disobedience; fluctuations in the price of gold; limitations as to the Company's estimates of Mineral Reserves and Mineral Resources; the speculative nature of mineral exploration and development; the replacement of the Company's depleted Mineral Reserves; the Company's limited number of projects; the risk that the Kiniero Gold Project will never reach the production stage (including due to a lack of financing); the Company's ability to enter into definitive documentation for the project finance facilities/Facilities on acceptable terms or at all; the Company's ability to satisfy the conditions precedent to closing and advances thereunder (including satisfaction of remaining customary due diligence and other conditions and approvals); failure or delays to receive necessary approvals or otherwise satisfy the conditions to the completion of the project finance facilities/Facilities; the Company's capital requirements and access to funding; changes in legislation, regulations and accounting standards to which the Company is subject, including environmental, health and safety standards, and the impact of such legislation, regulations and standards on the Company's activities; equity interests and royalty payments payable to third parties; price volatility and availability of commodities; instability in the global financial system; the effects of high inflation, such as higher commodity prices; fluctuations in currency exchange rates; the risk of any pending or future litigation against the Company; limitations on transactions between the Company and its foreign subsidiaries; the risk that the proposed consolidation of the Company's shares is not approved and, even if it is, that it fails to increase the liquidity of the Company's common shares; volatility in the market price of the Company's shares; tax risks, including changes in taxation laws or assessments on the Company; the Company obtaining and maintaining titles to property as well as the permits and licenses required for the Company's ongoing operations; the effects of public health crises, such as the ongoing COVID-19 pandemic, on the Company's activities; the Company's relations with its employees and other stakeholders, including local governments and communities in the countries in which it operates; the risk of any violations of applicable anti-corruption laws, export control regulations, economic sanction programs and related laws by the Company or its agents; the risk that the Company encounters conflicts with small-scale miners; competition with other mining companies; the Company's dependence on third-party contractors; the Company's reliance on key executives and highly skilled personnel; the Company's access to adequate infrastructure; the risks associated with the Company's potential liabilities regarding its tailings storage facilities; supply chain disruptions; hazards and risks normally associated with mineral exploration and gold mining development and production operations; problems related to weather and climate; the risk of information technology system failures and cybersecurity threats; and the risk that the Company may not be able to insure against all the potential risks associated with its operations.

Although the Company believes its expectations are based upon reasonable assumptions and has attempted to identify important factors that could cause actual actions, events or results to differ materially from those described in forward-looking statements, there may be other factors that cause actions, events, or results not to be as anticipated, estimated or intended. These factors are not intended to represent a complete and exhaustive list of the factors that could affect the Company; however, they should be considered carefully. There can be no assurance that forward-looking information will prove to be accurate, as actual results and future events could differ materially from those anticipated in such information.

The Company undertakes no obligation to update any forward-looking statements if circumstances or management's estimates, assumptions or opinions should change, except as required by applicable law. The reader is cautioned not to place undue reliance on forward-looking statements. The forward-looking statements contained herein is presented for the purpose of assisting investors in understanding the Company's expected financial and operational performance and results as at and for the periods ended on the dates presented in the Company's plans and objectives and may not be appropriate for other purposes.

The foregoing list of risk factors is not exhaustive and other factors could also adversely affect our results. For a discussion of risk factors, please refer to the "Risk Factors" section of the Company's annual information form dated April 28, 2023 and to the "Risks and Uncertainties" section of the Company's MD&A for the year ended December 31, 2023, all of which are available electronically on the System for Electronic Document Analysis and Retrieval at www.sedar.com and on the Company's website.

Mario Boissé, Denis Boivin and Antoine Berton prepared or supervised the preparation of the information that forms the basis for the scientific and technical disclosure regarding the Nampala Mine in this presentation. Each of Messrs. Boissé, Boivin and Berton is a "qualified person" as that term is defined in Regulation 43-101 respecting Standards of Disclosure for Mineral Projects and does or did not have at the relevant time an affiliation with Robex or its subsidiaries, except that of independent consultant/client relationship.

Please see the Company's annual information form for the year ended December 31, 2022, dated April 28, 2023, and filed on SEDAR at www.sedar.com for further details and assumptions relating to the mineral resource and mineral reserve estimates for the Nampala Mine and additional information required by sections 3.2 and 3.3 and paragraphs 3.4(a), (c) and (d) of Regulation 43 101 with respect to the Nampala Mine. The effective date of the Mineral Resource estimate for the Nampala Mine is February 15, 2021, and the effective date of the Mineral Reserve estimate for the Nampala Mine is July 31, 2020.

Dan Tucker, Adriano Carneiro, Guy Wiid, Antoine Berton, Jody Thompson, Faan Coetzee and Andrew De Klerk prepared or supervised the preparation of the information that forms the basis for the scientific and technical disclosure regarding the Kiniero PFS (as defined below) in this presentation. Each of Messrs. Tucker, Carneiro, Wiid, Berton, Thompson and Coetzee is a "qualified person" as that term is defined in Regulation 43 101 respecting Standards of Disclosure for Mineral Projects and does or did not have at the relevant time an affiliation with Robex or its subsidiaries, except that of independent consultant/client relationship." Mr. De Klerk is a "qualified person" as that term is defined in Regulation 43 101 respecting Standards of Disclosure for Mineral Projects and at the relevant time was part of Robex's geology team.

Ingvar Kirchner, Nicholas Szebor, Alan Turner, Jody Thompson, Antoine Berton, Guy Wiid and Faan Coetzee prepared or supervised the preparation of the information that forms the basis for the scientific and technical disclosure regarding the Kiniero Gold Project feasibility study (the "Kiniero FS") in this presentation, the results of which were disclosed in a press release dated June 14, 2023 filed on SEDAR at www.sedar.com. Each of Messrs. Kirchner, Szebor, Alan Turner, Thompson, Berton, Wiid and Coetzee is a "qualified person" as that term is defined in Regulation 43-101 respecting Standards of Disclosure for Mineral Project and does not or did not have at the relevant time an affiliation with Robex or its subsidiaries, except that of independent consultant/client relationship. The effective date of the Mineral Resource estimate provided in the Kiniero FS is June 1, 2023, and the effective date of the Mineral Reserve estimate provided in the Kiniero FS is November 12, 2023.

Please see the technical report for the Kiniero pre-feasibility study titled "KINIERO GOLD PROJECT, GUINEA - PRE-FEASIBILITY STUDY (NI 43-101 TECHNICAL REPORT)" (the "Kiniero PFS"), with an issue date of September 16, 2022 and with an effective date of August 26, 2022, and the Company's annual information form for the year ended December 31, 2022, dated April 28, 2023, and filed on SEDAR at www.sedar.com for further details and assumptions relating to the mineral resource and mineral reserve estimates provided in the Kiniero PFS and additional information required by sections 3.2 and 3.3 and paragraphs 3.4(a), (c) and (d) of Regulation 43-101 with respect to the Kiniero Gold Project. Please also see the press release dated June 14, 2023 filed on SEDAR at www.sedar.com, for further details and assumptions relating to the mineral resource and mineral reserve estimates provided in the Kiniero FS and additional information required by sections 3.2 and 3.3 and paragraphs 3.4(a), (c) and (d) of Regulation 43-101 with respect to the Kiniero Gold Project. Furthermore, additional details on the scientific and technical information relating to the Kiniero FS will be provided in the technical report filed on SEDAR at www.sedar.com within 45 days of the press release referenced above.

This presentation also contains certain non-IFRS (International Financial Reporting Standards) financial measures, non-IFRS ratios and supplementary financial measures to evaluate its performance, such as total cash cost per gold ounce and all-in sustaining costs. These measures are not standardized financial measures prescribed under IFRS and therefore should not be confused with, or used as an alternative for, performance measures calculated according to IFRS. Furthermore, these measures should not be compared with similarly titled measures provided or used by other issuers. Management believes that these measures provide additional insight into the Company's operating performance and trends and facilitate comparisons across reporting periods. Additional details and information for these non-IFRS and other financial measures, including the various reconciliations of non-IFRS to the most directly comparable IFRS measures, can be found in the section entitled "Non-IFRS and Other Financial Measures" of the Company's MD&A for the year ended December 31, 2023, which section is incorporated by reference into this presentation.

West Africa is the world's leading gold production region

Annual Gold Production in 2021

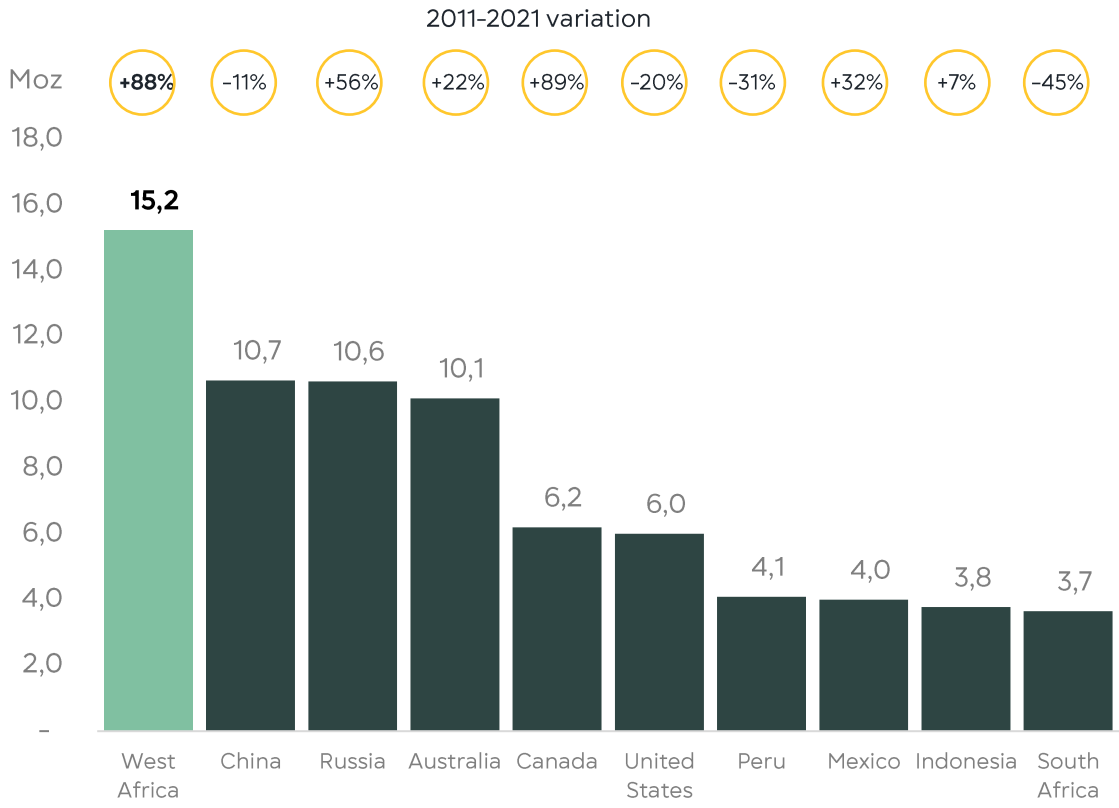

Source: World Gold Council, gold production, in Moz, 2021
West Africa includes Burkina Faso, Ghana, Guinea, Ivory Coast, Liberia, Mali and Senegal

Annual Gold Production in West Africa in 2021

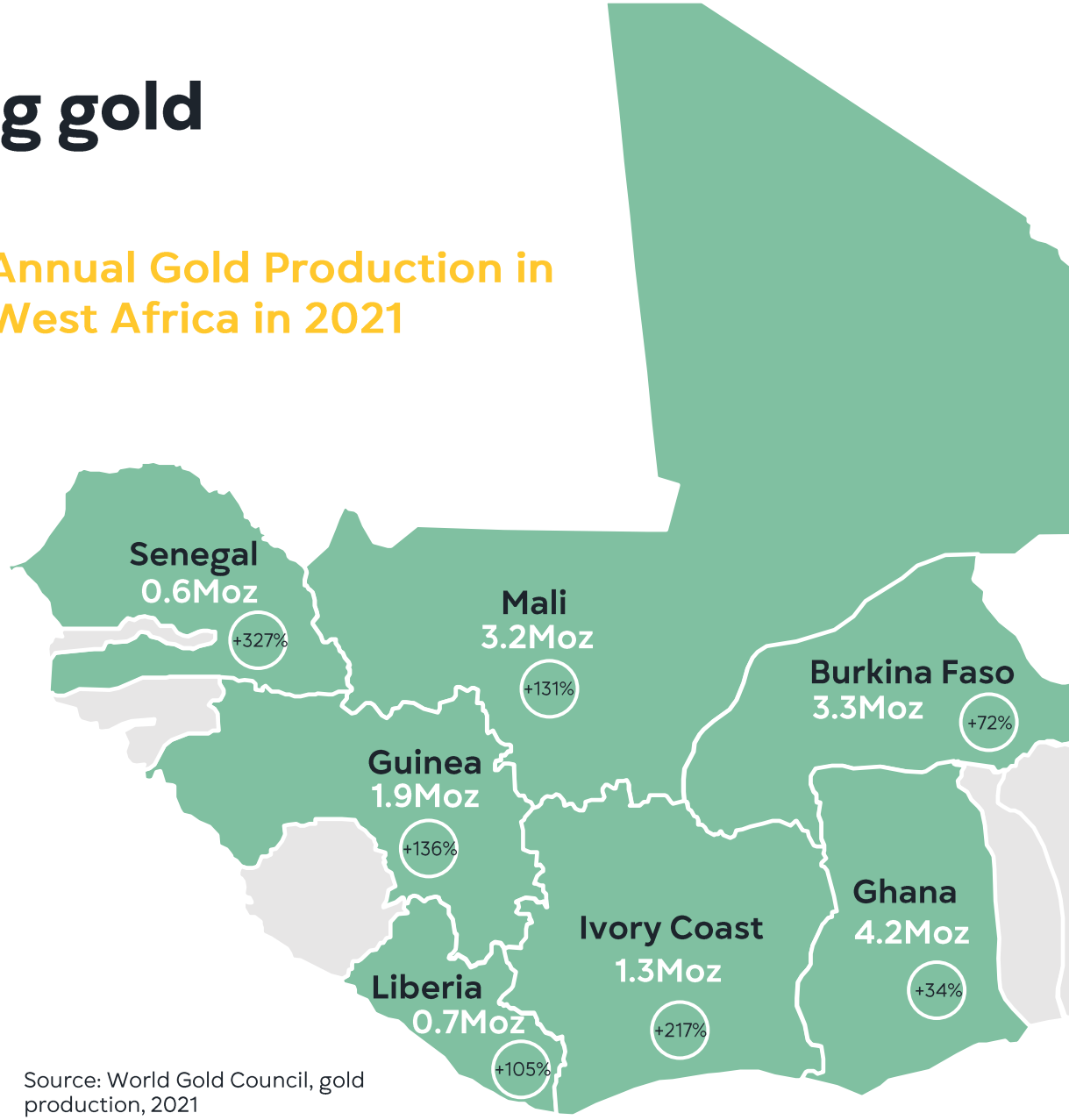

Source: World Gold Council, gold production, 2021

West Africa remains one of the world's most highly prospective gold basins

World's 4th largest gold exploration region

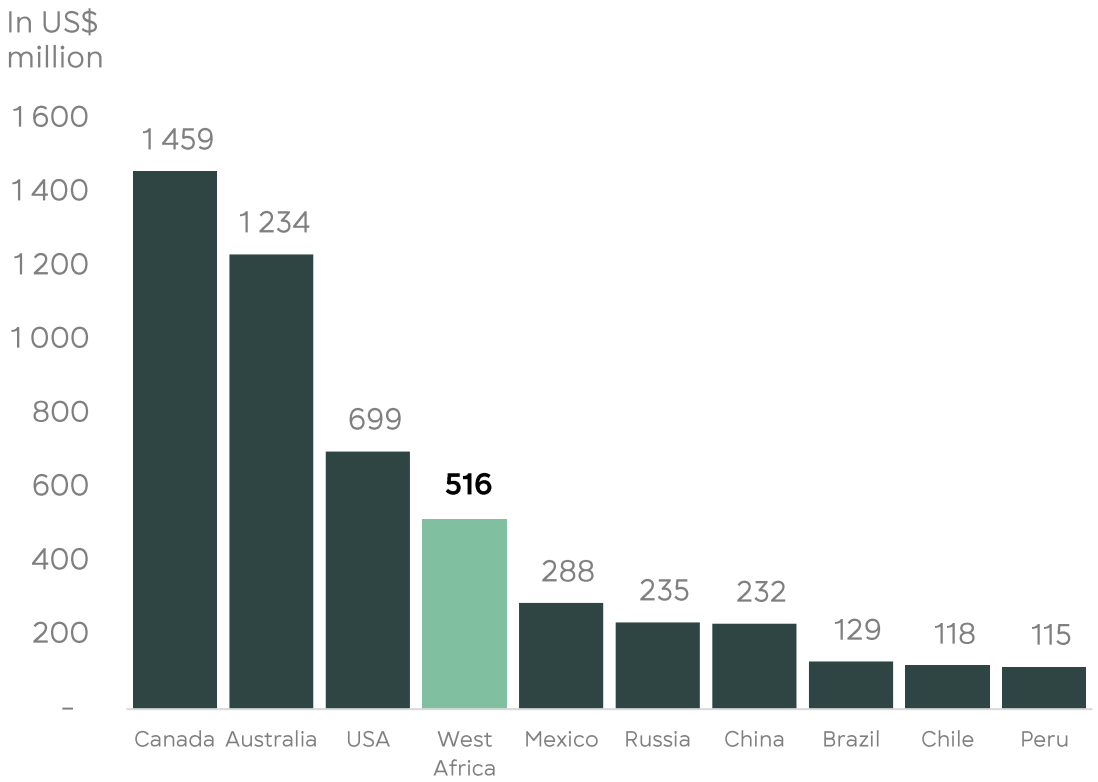

Source: S&PGlobal Capital IQ, 2021
West Africa includes Burkina Faso, Ghana, Guinea, Ivory Coast, Liberia, Mali and Senegal

Prolific area to build gold mines for juniors

14

Gold projects commissioned in West Africa from 2018 to 2023

85% Of the projects developed by junior and mid-tier gold players

100%

Of the projects were built and brought into production on/under budget and initial timeline

About Robex

- Mid-tier West African gold producer
- Significant exploration upside
- Low-capex, high quality asset in mining established
- Experienced management and board
- Highly prospective gold basin

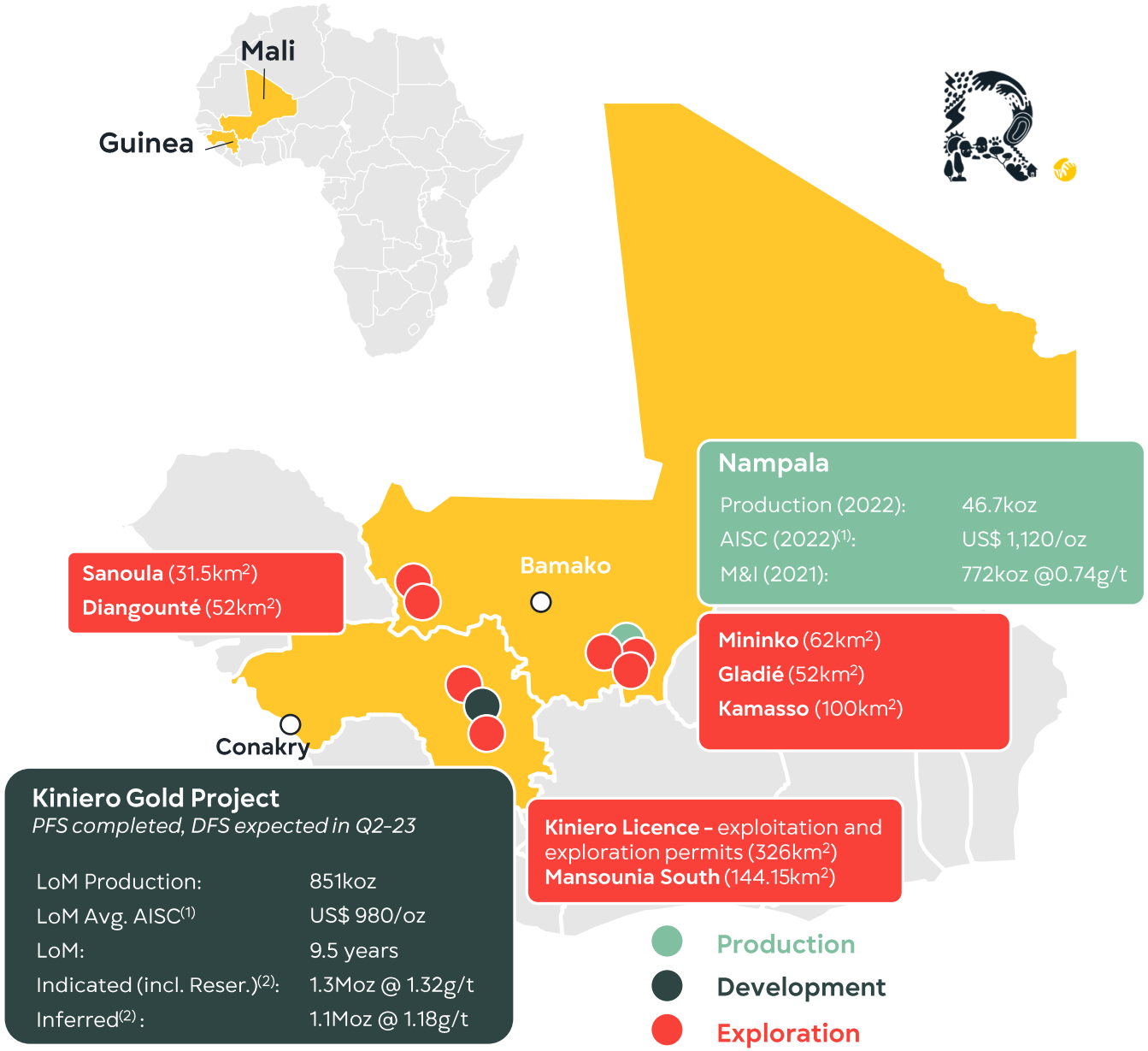

Kiniero Gold Project
PFS completed, DFS expected in Q2-23

LoM Production:	851koz
LoM Avg. AISC(1)	US$ 980/oz
LoM:	9.5 years
Indicated (incl. Reser.)(2):	1.3Moz @ 1.32g/t
Inferred(2) :	1.1Moz @ 1.18g/t

(1) All-in sustaining costs is a non-IFRS financial measure. Please refer to the cautionary statement regarding non-IFRS financial measures at slide 2 of this presentation for details on this non-IFRS financial measure.
(2) Excluding Legacy Stockpile: indicated resources of 139koz @0.37g/t and inferred of 8koz @1.31g/t

Overview

Key Statistics

Market capitalization[1]:	US$ 231m
Cash[2] (end-March 2023):	US$ 4.3m

Financial Metrics[2] (Q1 2023)

Operating Income	US$ 6.8m
Operating Cash Flows	US$ 8.7m
Net Debt[3]	US$ 16.1m

Ownership

Shareholder Structure

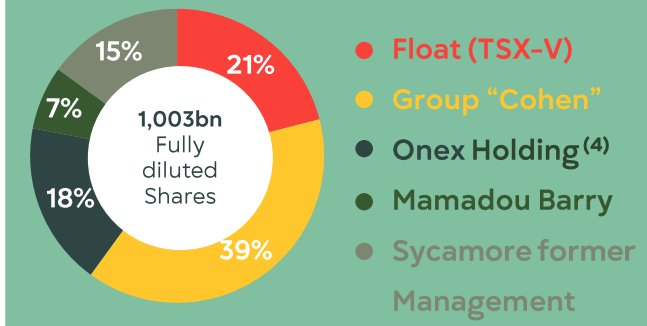

Share price re-rating after the success of Nampala

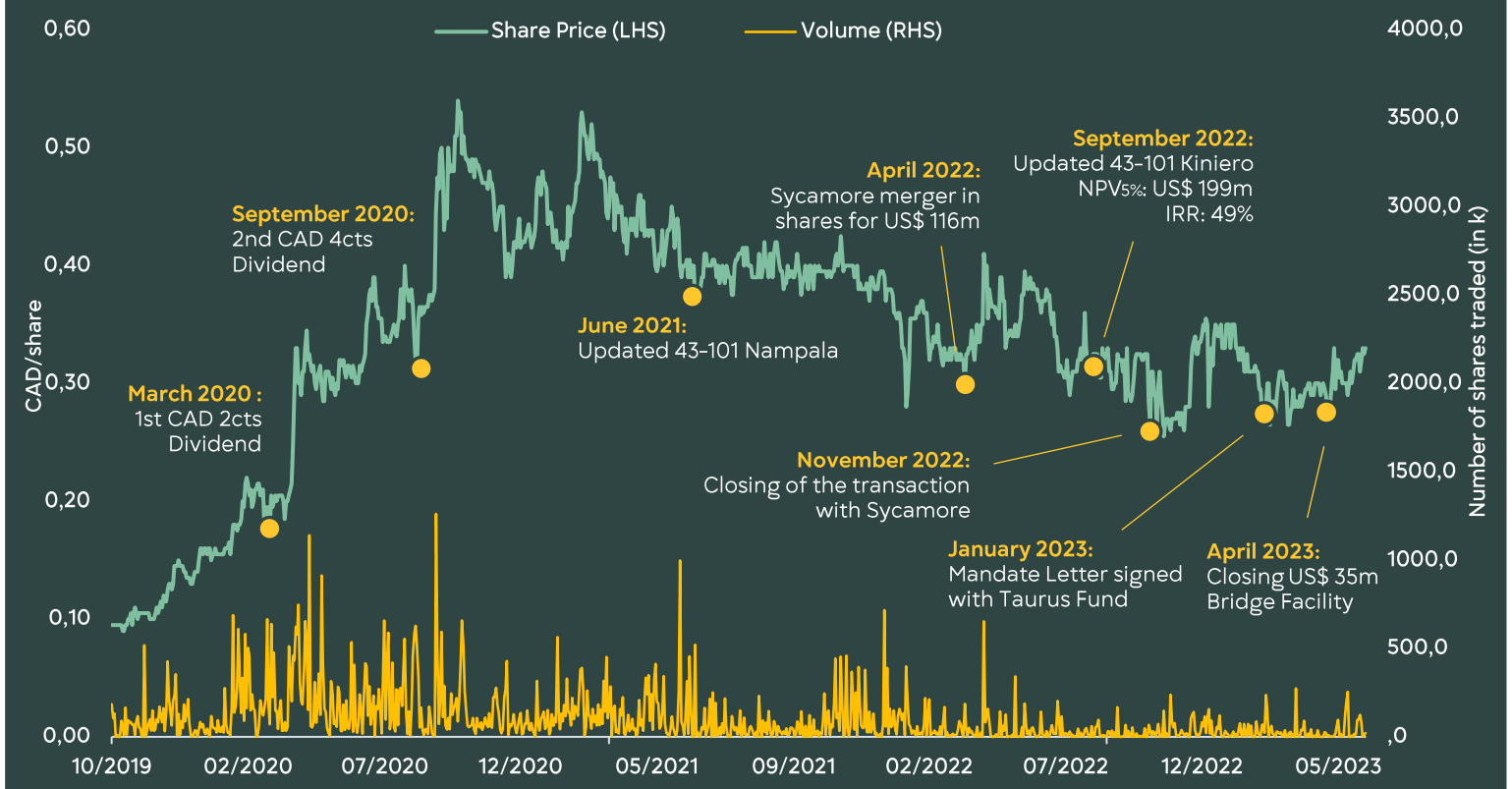

Source: S&PGlobal Capital IQ as of June 12th 2023

(1) *As of June 12th 2023 (conversion rate of CAD$ = 0,7466 US$), based on fully diluted shares*
(2) *Conversion rate for Q1 2023 is c. CAD$ = 0,7394 US$,*
(3) *Non-IFRS financial measure. Please refer to the cautionary statement regarding non-GAAP financial measures at slide 2 of this presentation for details on this non-IFRS financial measures.*
(4) *Private Equity fund*

Experienced management team

Benjamin Cohen
President and Director

- CEO from February 2019 to April 2023
- Construction Manager – Nampala Gold Mine (US$ 60m Capex)
- Construction Manager and General Manager Calvigny Island (US$ 350 capex project) built to the highest European standards
- Extensive experience in the management and construction fields

Aurélien Bonneviot
Chief Executive Officer

- CEO since April 2023, previously IR and Corporate Development at Robex (for 3-years)
- Senior Investment Professional at Greenstone Resources
- Business Development Manager at IXM until acquisition by China Molybdenum
- Co-portfolio manager at SMA Commodity fund
- Metals and Mining analyst at SG/Oddo

Alain William
Chief Financial Officer

- Joined Robex in Jun-22. Previously a Metals & Mining analyst for 25+ years, in Capital Markets
- Involved in IPO's (Glencore as lead analyst) and capital raising for major companies (ArcelorMittal and Rio Tinto)
- Began his career in Ixis Securities and ING Financial Markets. Previously worked at Société Générale, Natixis and Oddo

Augustin Rousselet
Chief Operating Officer

- Chief Operating Officer since 2013
- Also CFO of the Fairchild Investment Fund, held by Groupe Cohen, since 2010
- Previously Founder CEO of ARCIM, MLB Conseil, MLB Immobilier, Paseosoft, ABAQUE, Fidelio, Armature Diffusion and iEurop

Nicolas Ros
Director of Legal Affairs and Human Resources

- Legal Director of Robex Resources since 2013
- Also Legal Director of Fairchild Participations, an investment fund, for the last 12 years
- Previously, Legal Director for Panhard General Défense, Alten, Transiciel and Sogeti

Matthew Sharples
VP Technical Services

- Co-Founder of Sycamore Mining Limited
- Has over 20 years of experience in mining development, investment consulting and marketing/trading in the mining industry
- Various positions at the international, as Wood Mackenzie Metals and Mining Advisor, Sales manager at Xstrata in Asia

Daniel Marini
VP Operations

- 30 years of experience in Asia and West Africa for mining and oil and gas companies
- Extensive experience at Eramet as Mine Manager (+20 years)
- Various General and Country Manager at Assala Upstream Gabon (3 years), Trevali in Burkina Faso (1 year) and at Kinross in Mauritania (2 years)

Joe Bannister
Project Director

- 20 years of extensive international project management experience, with a track record of delivering on project objectives from feasibility through to commissioning and mature operations.
- Previously Project Manager at Perseus Mining, Geopacific Resources, Teranga, Cristal Mining...

Supported by a strong board of directors

Richard Faucher
Chairman & Non-Executive Director

- 40 years of mining experience in various senior positions for Noranda
- CEO of Canadian Royalties and COO of Princeton Mining
- Certified member of Institute of Corporate Directors (ICD) since 2006

Georges Cohen
Senior Vice-President Strategic Corporate Development and Long-Term Growth, Vice-Chairman of the Board

- Mr. Cohen was President of the Company from May 2013 to April 2023.
- Mr. Georges Cohen began his career at the Cap Gemini Group where his last role was Chief Executive Officer of a major subsidiary of the Cap Gemini.

Christian Marti
Non-Executive Director

- 40 years of experience in mining development projects across the Americas, Africa and Asia
- Mr. Marti was most recently project director for SNC Lavalin
- He previously worked for WSP and TetraTech.

Michael Doyon
Non-Executive Director

- Currently CEO of Group FGL, a charity foundation offering training, support and moral, educational and material assistance
- Mr. Doyon has 20 years of experience in the food processing business

Claude Goulet
Non-Executive Director

- Former Regional Director of Banque Manuvie
- CEO of one of the largest Desjardins Group credit unions
- Mr. Goulet holds a business degree from Laval University

Julien Cohen
Director, Senior Vice-President Sales and Financial Affairs

- Business Analyst for Danone International Brand
- Business Analyst for Transiciel
- Head of Cohen Family Office (Investments, M&A, Strategy, Wealth Management)

Benjamin Cohen
President and Director

- Please see previous slide

Gerard De Hert
Non-Executive Director – Proposed at the AGM on June 29, 2023

- Currently Partner of La Mancha Resource Capital LLP and transitioning to full-time CEO role of In2Metals Explorer
- Masters in Mineral Exploration, Mineralogy, and Exploration Geology

Thomas Lagrée
Non-Executive Director - Proposed at the AGM on June 29, 2023

- Currently senior structured finance specialist with deep knowledge of the Metals & Mining sector
- Graduated from Ecole Nationale des Ponts et Chaussées and holds a MSc in financial engineering from Paris 1 Sorbonne university

Kiniero's Feasibility Study

FS significantly improved vs PFS

Sourced from press release dated June 14, 2023

Based on a US$ 1,650/oz gold price	Units	Pre-Feasibility Study *Dated August 2022*	Feasibility Study *Dated June 2023*	Variation
Probable Mineral Reserves (incl. legacy stockpiles)	koz	803	**968**	+21%
LoM	Year	6.5	**9.5**	+46%
Average annual production LoM	koz	110	**90**	-18%
Initial capital from 01/01/23	US$m	144	**160****	+11%
LoM AISC(1)	US$/oz	1,035	**980**	-5%
Pre-tax NPV5%*	US$m	199	**251**	+26%
Pre-tax IRR, %*	%	49%	**42%**	-7pts
After-tax NPV5%*	US$m	115	**170**	+48%
After-tax IRR, %*	%	32%	**31%**	-1pts

(1) AISC US$/oz is non-IFRS ratios. Please refer to the cautionary statement regarding at slide 2 of this presentation.

*NPV in the PFS calculated as of 01/01/2023 while the NPV in FS calculated as of 01/07/2023
**Including initial capex expected to be paid from January 1, 2023 to June 30, 2023

Robex's 3-pillar strategy

Becoming a mid-tier gold producer

Strategic Positioning

Focus on **Francophone West African region**

Selected Target Assets

Intends to build a portfolio of assets with potential **production of 100-200koz/year**

M&A Build-Up

Strategy to increase the asset base in the medium-term via acquisitions

Please refer to Forward-Looking Information and Forward-Looking Statements on page 2 of this presentation

Robex is built on strong core values & milestones

Environment

- Corporate partnership with Vivo Energy (owned by Vitol) since 2017
- Solar plants financed by Vivo under PPA structure
- The Nampala solar plant set the path to Robex's renewable strategy (reducing power costs by 15%)
- Solar PV plant in construction at Kiniero (first solar plant for mine in Guinea)
- High renewable share of energy mix
- Vivo committed to providing up to US$ 40 million for the solar hybrid plant at Kiniero

Governance

- Robex is committed to doing business in a safe, ethical, socially responsible, and sustainable manner
- Security and human rights policies and procedures
- Internal Human Rights Policy, whistleblowing, anti-bribery and corruption policies

Social

- Close relationship with the communities, contributing **24%** yoy to the local economy
  - Capital investment US$ 70m so far
  - Royalties & taxes contribution (2016-2022) US$ 48m
- **95%** of the workers are Malian Nationals and **34%** of the workers come from surrounding villages
- **Zero** significant incidents related to human rights at Nampala over last five years
- School mine concept - The mine stands as a unique talent development platform for local people to acquire knowledge and skills for long-term employment opportunities (33% of employees have French alphabetization lesson)

Source: Latest Annual Report

Renewable and hybrid solar strategy with Vivo Energy

Junior ESG Award 2023

INVESTING IN AFRICAN MINING INDABA

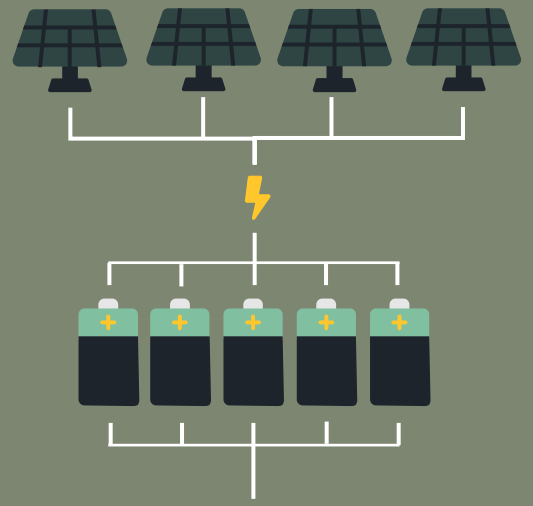

Share of energy mix

Nampala

6.6 ha
surface

Solar Power Plant
3.9MWp

2.6MWh
Lithium Storage Batteries

30%

x 5

x 4

+ 66%

Kiniero

31 ha
surface

Solar Power Plant
17.8MWp

30MWh
Lithium Storage Batteries

50%

A transformational period

2022

APRIL
Business Combination announcement with Sycamore Mining Limited

MAY
Sabali South Discovery at Kiniero, Guinea[1]

JULY
Vivo Energy completes the solar power plant in Nampala, Mali

Signature of an agreement to provide a solar hybrid power plant at Kiniero for 50% of the energy mix

AUGUST
Kiniero NI43-101 Pre-Feasibility Study, US$ 199m NPV5% and 49% IRR

NOVEMBER
Closing of the Transaction with Sycamore

Promising greenfield exploration results at Mansounia Central[2]

2023

JANUARY
Signature of a Mandate Letter with Taurus for a US$ 115m debt financing

MARCH
US$ 35m Bridge Facility with Taurus signed

APRIL
CEO and Management change

US$ 35m Bridge Facility with Taurus closed

JUNE
Press release of the Feasibility Study: US$ 251m NPV5% and 42% IRR

(1) Please refer to press release dated May 20th 2022 for further context
(2 Please refer to press release dated November 28th 2022 for further context

Long track record of generating operating value

Operating Income (in US$m)

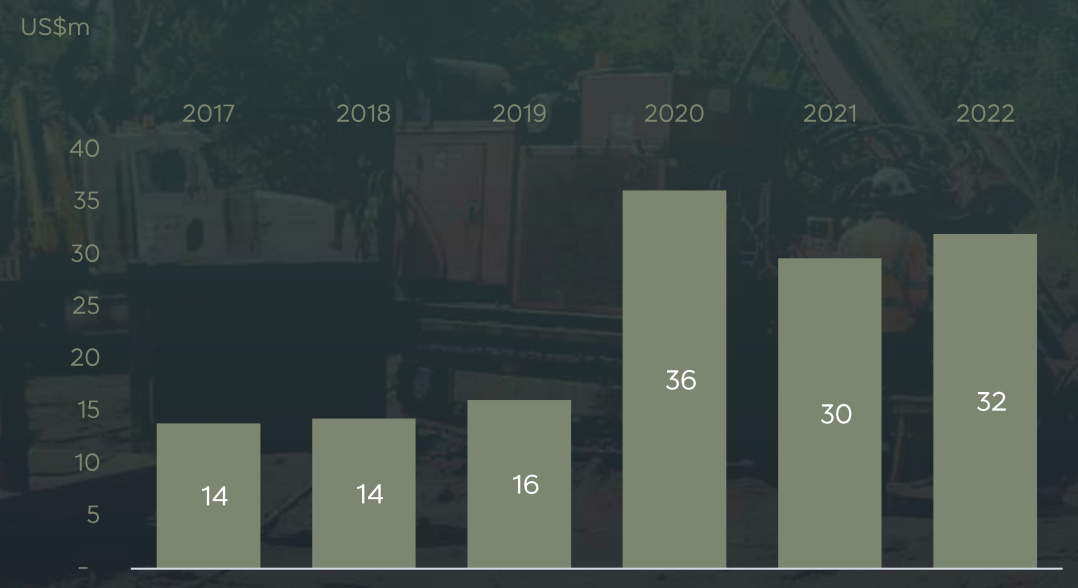

Cash Flows Overview (in US$m)

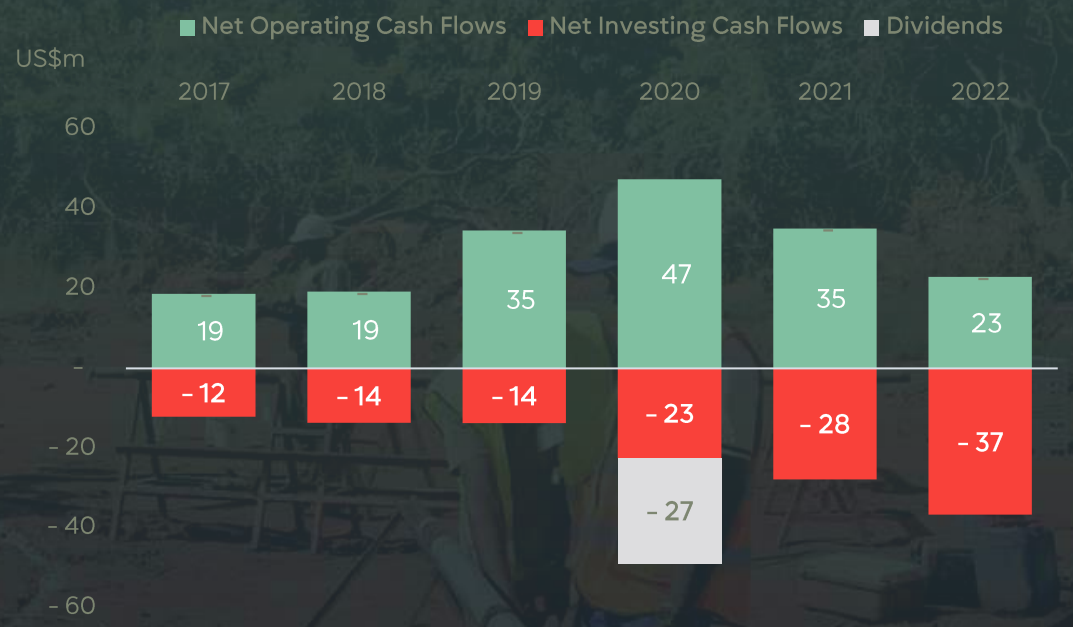

Conversion rates applied: US$/CAD = 0.7461 in Q4 2022; 0.8035 in Q4 2021; 0.7688 in 2022 and 0.7978 in 2021

Financial results

Q1 2023 Financial Performance

- Nampala gold revenues of US$ 24.5m slightly down compared to Q1 2022, due to the foreign exchanges rates, offset by higher gold selling price which more than offset lower shipments. As of March 31, 2023, 610 ounces of gold were available for sale as gold bars but were not sold until early in the second quarter of 2023.
- Mining expenses increased mainly due to higher fuel prices. Administrative expenses also increased due to expenses related to the integration of the Sycamore Group, the increase in legal fees for the Company, as well as hires to support the Company's growth.
- As a result, operating income for the first quarter of 2023 reached US$ 6.8m compared to US$ 12.1m in the first quarter of 2022.
- Increased All-In Sustaining Costs(2) by 26% in Q1 2023 to US$ 1,088/oz compared to Q1 2022 on the back of an inflation environment alongside lower shipments.
- Strong adj. cash flows from operating activities of US$ 8.7m albeit down on compared to US$ 13.0m in Q1 2022.
- Free Cash Flows in Q1 2023 come in at US$ 1.7m as Robex funded Kiniero capital costs from the Nampala's cash.

Financial Performance(1)

	In US$ million	Q1 2023	Q1 2022
Income statement	Gold produced (in koz)	11.7	12.1
	Revenues	24.5	25.5
	AISC(2) (US$/oz)	1 088.4	920.5
	Operating Income	6.8	12.1
Cash flows	Adj. operating cash flows	8.7	13.0
	Net operating cash flows (incl. WC)	9.5	0.9
	Free cash flows	1.7	(11.7)
Balance sheet	Cash EoP	4.3	4.6
	Outstanding debt	20.5	2.2
	Net debt(2)	16.1	(2.4)

(1) From MD&A published on May 30th 2023
(2) AISC US$/oz and net debt are non-IFRS ratios. Please refer to the cautionary statement regarding at slide 2 of this presentation.
Conversion rate: US$/CAD = 0.7894 in Q1 2022; 0.7394 in Q1 2023

Rbx. Nampala

« Nampala is an efficient operation geared towards process performance. »

Benjamin Cohen, President

The Nampala Mine

Mali

Reserves & Resources

	Weathering Type	Cut-off (g/t)	Tonn. (Mt)	Grade (Au g/t)	Content (Au koz)
Indicated	Oxide	0.25	22.8	0.64	473
	Transition	0.33	7.0	0.84	190
	Fresh	0.71	2.4	1.4	109
	Sub-total		**32.3**	**0.74**	**772**
Inferred	Oxide	0.25	0.2	0.45	3
	Transition	0.33	0.1	0.78	2
	Fresh	0.71	0.3	1.24	11
	Sub-total		**0.6**	**0.90**	**16**
Total			**32.8**	**0.75**	**788**

Production & AISC(2)

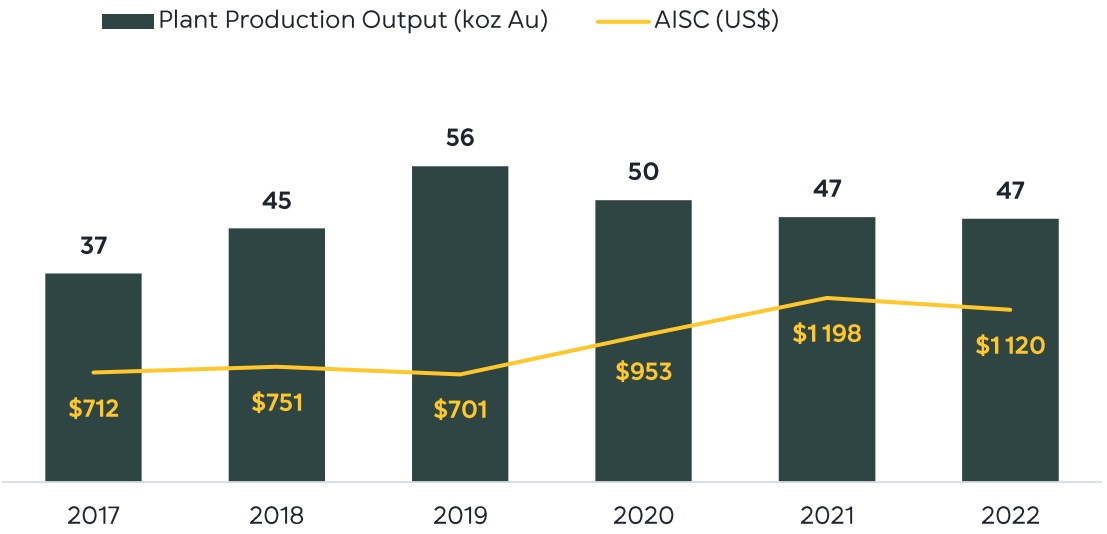

Conversion rates applied: US$/CAD = 0.7461 in Q4 2022; 0.8035 in Q4 2021; 0.7688 in 2022 and 0.7978 in 2021

2013
First Feasibility Study
First investment of the Cohen Family

2017
Commercial production

2018
Start of exploration program with the objective to double resource base

2019
Production record; New Resource and Reserve estimate

2020
Dividends of CAD 36m paid

Q3 **2022**
Solar Hybrid Power Plant completed

Q1 **2023**
New trommel to treat transition

(2) All-in sustaining costs is a non-IFRS financial measure. Please refer to the cautionary statement regarding non-IFRS financial measures at slide 2 of this presentation for details on this non-IFRS financial measures.

200km² exploration package in the Morila-Syama Corridor

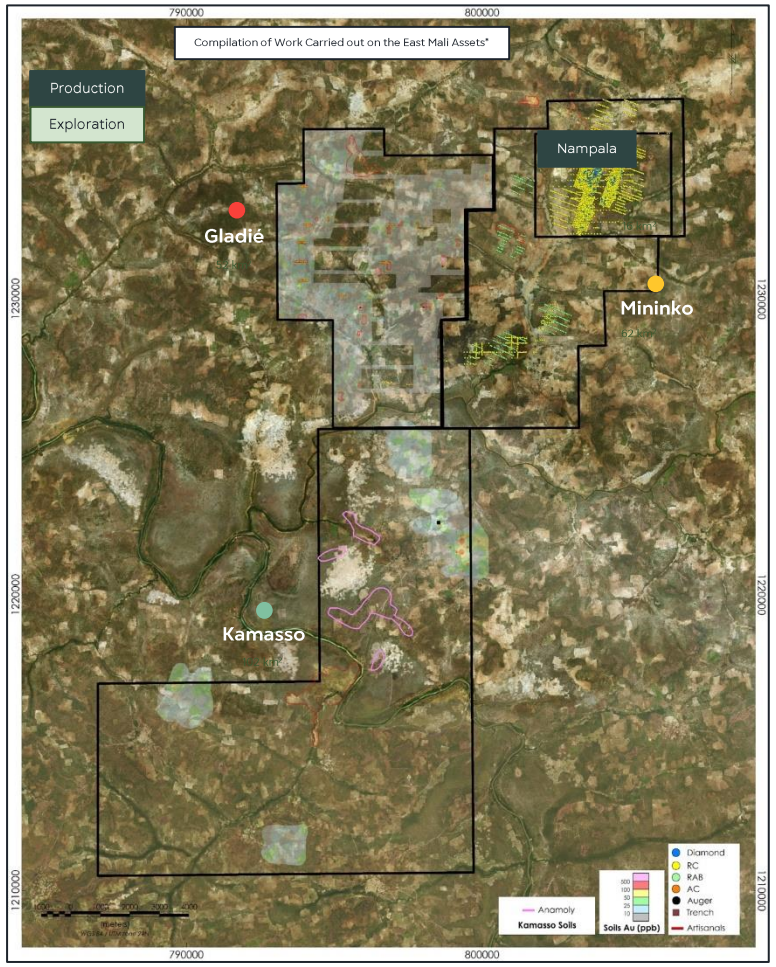

*Excludes geophysics

Evolving the Exploration Model

Gladié

1. Artisanal mapping
2. Geological mapping
3. Magnetics (airborne)
4. EM (airborne)
5. Soil geochemistry (multi-element)
6. Rock chip sampling
7. Trenching
8. Drilling (RC, AC & Auger)

Kamasso

1. Artisanal mapping
2. Geological mapping
3. IP Survey
4. Magnetics (airborne)
5. Soil geochemistry (Au)
6. Rock chip sampling
7. Drilling (AC & Auger)

Mininko

1. Artisanal mapping
2. Geological mapping
3. Magnetics (airborne)
4. EM (airborne)
5. IP Survey
6. Soil geochemistry (multi-element)
7. Drilling (DD, RC & RAB)

Rbx. Kiniero

« The Kiniero Gold Project will be a large-scale and long-life asset.

The mine is a transformational asset for Robex and will create significant, positive economic and social value in Guinea. »

Aurélien Bonneviot, CEO

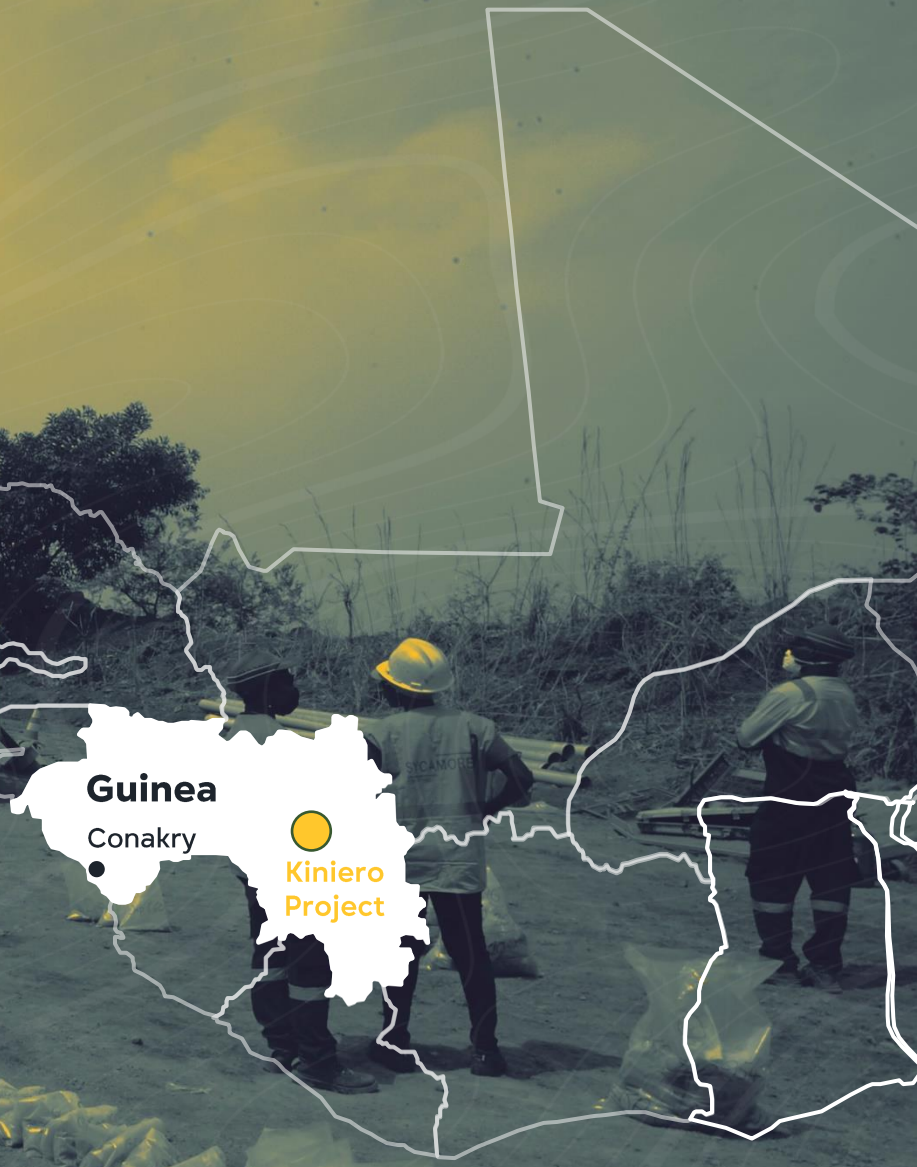

Kiniero
Gold District

Largely underexplored areas in the northern block

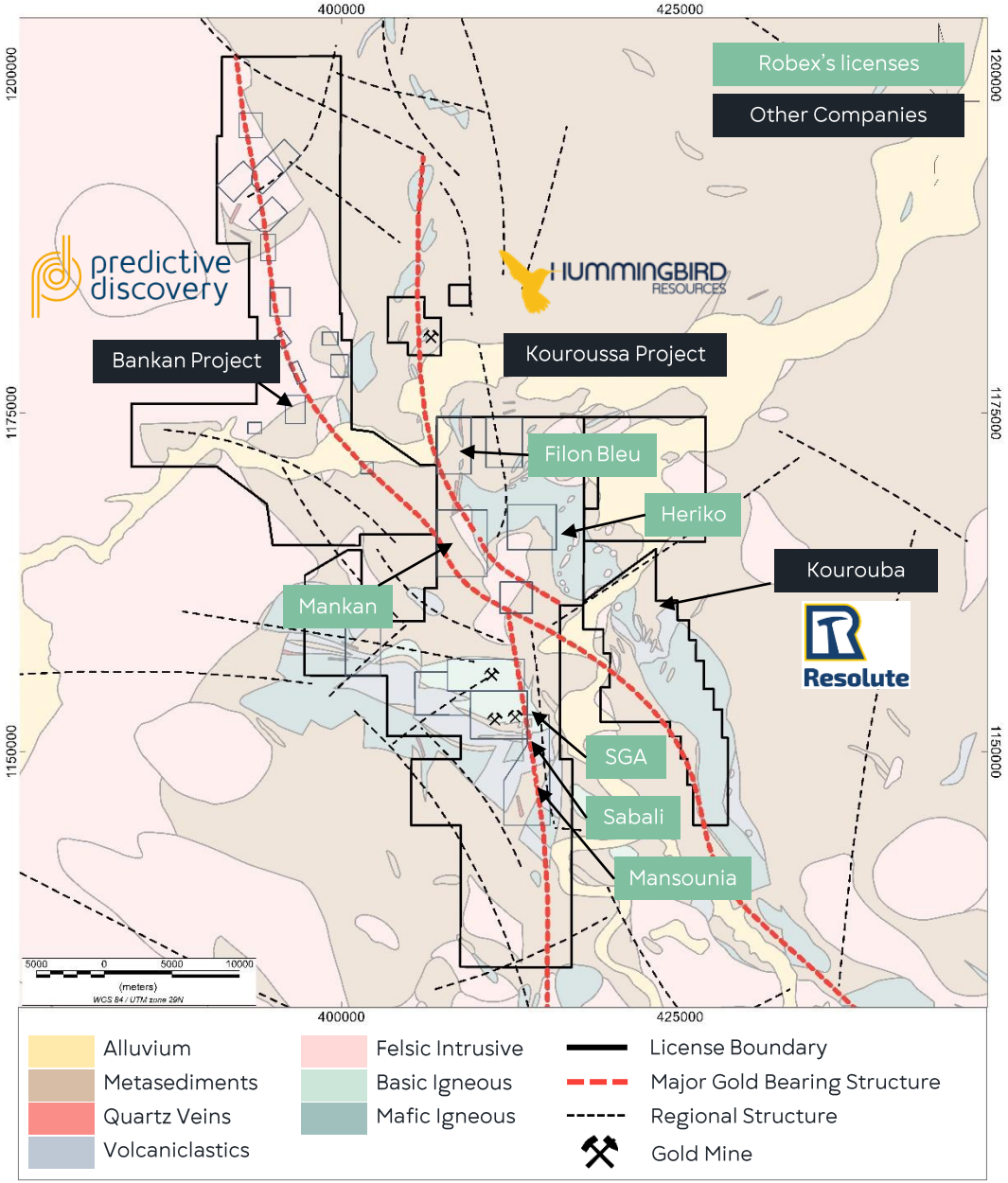

Adjacent Properties

Northwest

- **Bankan Project** (Kaninko & Saman Research Permits covering ~200km²) held by ASX Listed **Predictive Discovery** (PDI).

North

- **Kouroussa Project** covering ~16.5km² held by **Hummingbird Resources** (recently acquired from Cassidy Gold).

Mineral Rights

- In January 2020, SMG was awarded four Exploration Permits
- In April 2020, SMG completed an independent technical study as required by the GoG to support the conversion of the exploration permits into exploitation permits
- In August 2020, SMG's application for the exploitation permits covering a total area of 326km² was accepted and approved by the mining regulator of Guinea, the CPDM
- In November and December 2020, the applications were ratified by parliament and are valid for a period of 15 years

Source: Company filings (Predictive Discovery, Resolute Mining Limited and Hummingbird Resources)

FS 43-101 highlights, press release dated June 14th 2023

Once potentially in operation the Kiniero Gold Project would be one of the largest gold mines in Guinea

US$ 251m
US$ 170m(1)
Pre/post-Tax NPV5%

42%
31% (1)
IRR Pre/post-Tax

US $160m
Initial Capex

3.4 years
4.3 years
Payback Period pre/post-tax

105,000 oz
Average first three years of production pa

1.27 g/t
LoM Reserve average

9.5 years
LoM

US$ 980/oz
LoM Average AISC (2)

(1) Based on a US$ 1,650/oz gold price
(2) All-in sustaining costs is a non-IFRS financial measure. Please refer to the cautionary statement regarding non-IFRS financial measures at slide 2 of this presentation for details on this non-IFRS financial measures.

Feasibility Study overview

- The Feasibility Study provides a positive outcome supporting the decision to proceed with the development of the Project with a base case pre-tax NPV of US$ 251 million
- Initial capital costs of US$ 160 million is achieved via a combination of existing infrastructure and the use of contractor mining
- US$ 27m are expected to be spent (out of the US$ 160m) by June 30, 2023
- The Mineral Resource estimation have been carried out according to the guidelines of the Canadian Institute of Mining, Metallurgy and Petroleum (CIM) Definition Standards (2014)

Post-tax Free Cash Flows (US$m) – Source: Feasibility Study

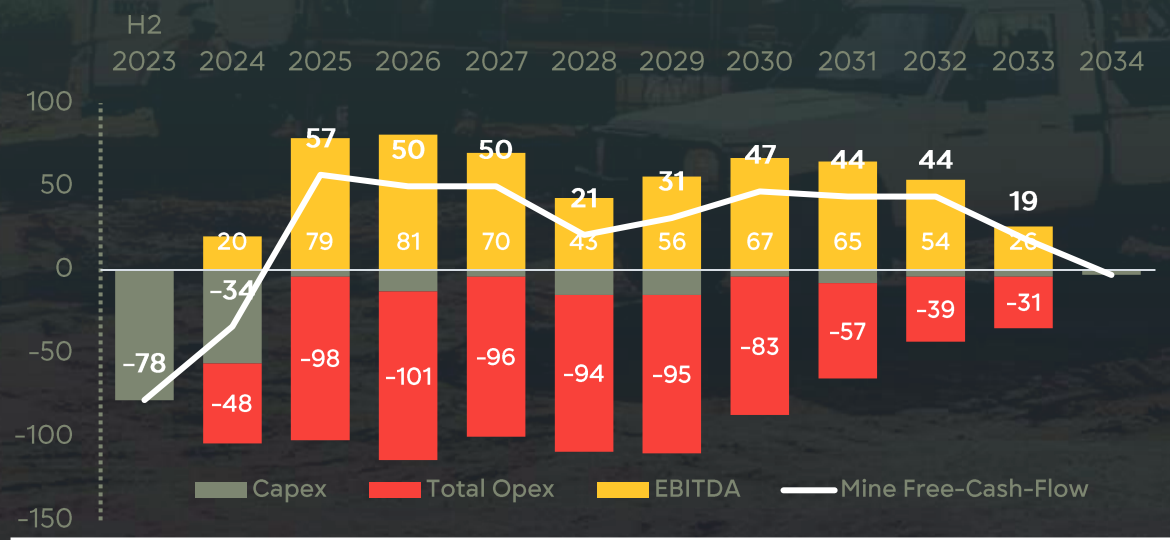

Operation type	Life of Mine
Mine Type	Open Pit
Mill Type	3.0Mtpa Gravity/CIL Plant
Mineral reserves & mineral resources (incl. legacy stockpile)	
Probable Reserves, koz	968
Indicated Resources (inclusive of Reserves), koz	1.481
Inferred Resources, koz	1.090
Life of mine production	
Mine Life, years (based only on Reserves)	9.5 years
Strip Ratio, W:O	2.8
Tonnes Processed, Mt	27.7
Grade processed, Au g/t	1.09g/t
Average recovery rate, %	87.2%
Gold production, koz	851
Average annual production, kozpa	90
AISC(1), $/oz	980
Capital cost	
Upfront capital cost, US$m	160
Including costs expected to be spent from 01/01/2023 to 30/06/2023	*27*

(1) US$ 1,650/oz gold price. Cash costs and AISC US$/oz are a non-IFRS ratios. Please refer to the cautionary statement regarding non-IFRS ratios at slide 2 of this presentation for details on this non-IFRS ratios.

Indicative development timeline

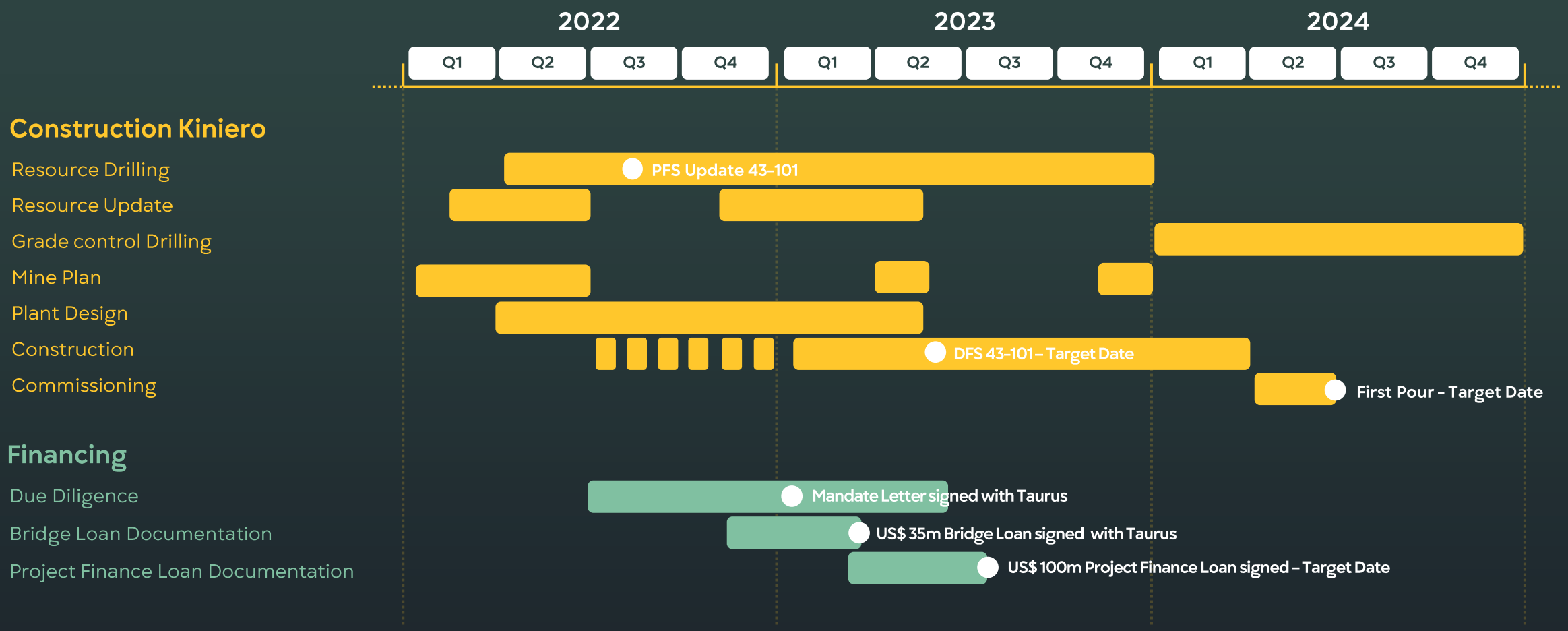

This timeline is indicative only and subject to change. Please refer to Forward-Looking Information and Forward-Looking Statements on page 2 of this presentation

One of the lowest capital-intensive gold projects in Africa (based on PFS metrics)

<US$ 150 million projected capital requirement for >100 koz potential production/y

Low capital cost can be achieved via a combination of significant existing infrastructure and the use of contractor mining delivering first quartile capital intensity of US$ 1,300/oz

Further optimization opportunities to further reduce initial capex and capital intensity



Source: Company filings (Hummingbird Resources, Ibaera Capital, Orezone, Chesser Resources, Toubani, Resources, Fortuna Silver, Tietto Minerals, Centamin, Managem, Endeavour Mining, Perseus Mining, Osino Resources and Montage Gold)

1. Capital intensity is calculated as the ratio of initial capital expenditure to avg. annual LOM production.
2. Formerly Block 14.

Kiniero Exploration Upside

High resources conversion potential in the South

Robust Mineral Resources totaling Indicated of 1,481koz @1.07g/t and Inferred of 1,090koz @1.19g/t

Historical conversion ratio

M&I to Reserves 60% Inferred to M&I 50%

Short term targets

1. SGA/Jean : Significant potential to convert Inferred material to M&I in current infill drilling at the SGA northeast and depth extension – drilling underway.
2. Sabali South : A new discovery made by SMG, resource remains open on southern extension into Mansounia Central.
3. Mansounia Central: Historical 1.4Moz of inferred with a shallow average drill depth of 80m. Downgraded to 290koz @ 1.01g/t of inferred by Mining Plus due to a wide 200 x 200 m spacing. Significant potential for shallow oxide resources – large drill programme planned for 2023.
4. Zone C: Major soil anomaly with proven gold mineralisation near to plant. Historical M&I of 36.5koz @ 2.13g/t, under drilled and open along strike and depth.

The mineral resource estimates are historical and are not considered current according to NI 43-101, and have been superseded by the Company's current mineral resource estimates. The historical estimate disclosed above is based (i) for Mansounia on the 2004 JORC Code compliant technical report titled "Resource Estimate Update, Mansounia Gold Deposit, Guinea, West Africa" prepared by Runge Consultants Pty Ltd for Burey Gold Limited, effective as of May 2012, and (ii) for Zone C (Kiniero) on the NI 43 101 compliant technical report titled "Technical Report on the Mineral Resources and Reserves, Kiniero Gold Mine, Guinea" prepared by SEMAFO Inc., effective as of December 31, 2008. While the Company reviewed this historical estimate as part of its due diligence investigation of the Kiniero Gold Project and believes it to be relevant and reliable, a qualified person has not done sufficient work to classify the historical estimate as current mineral resources, and accordingly the Company is not treating the historical estimate as current mineral resources.

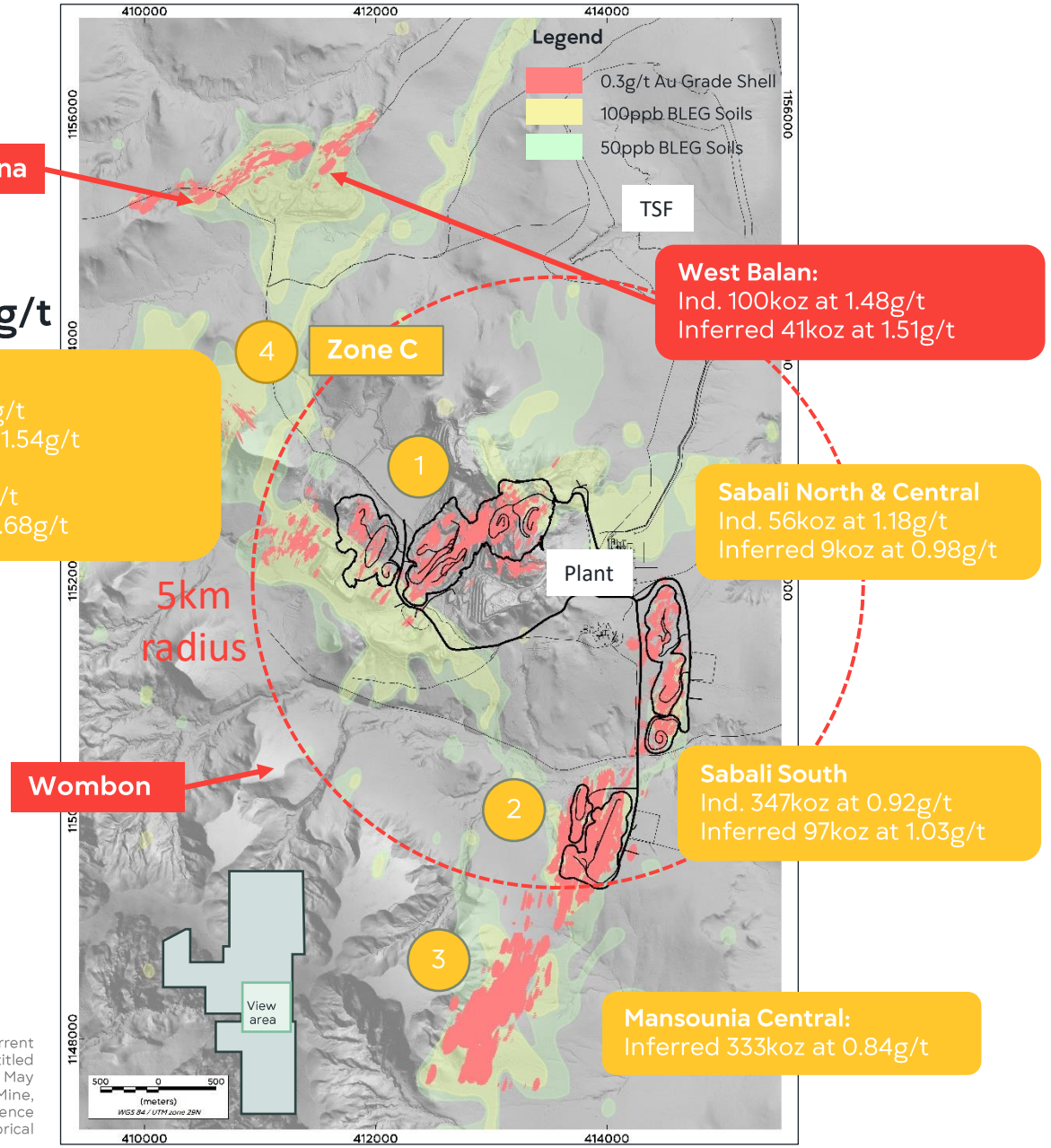

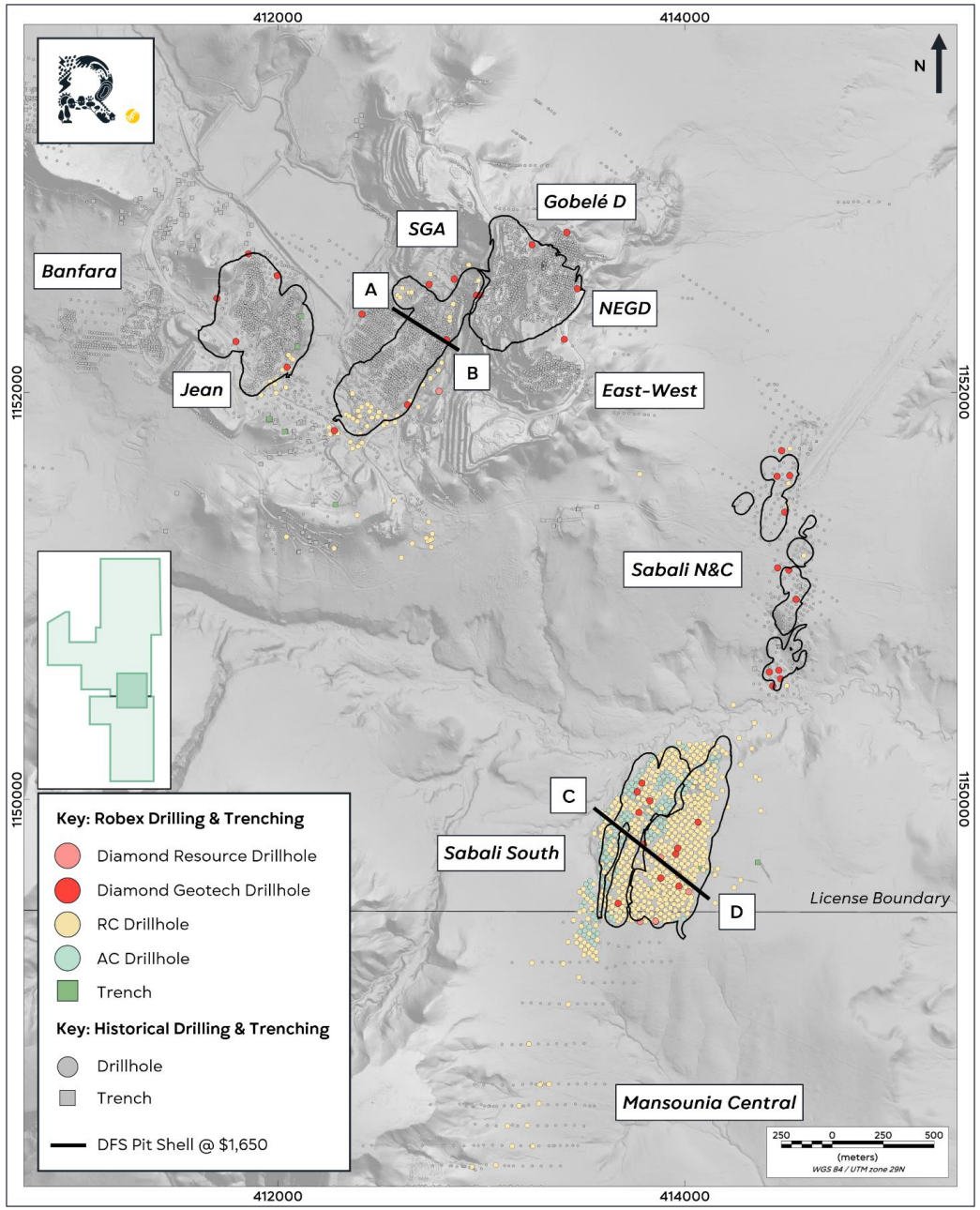

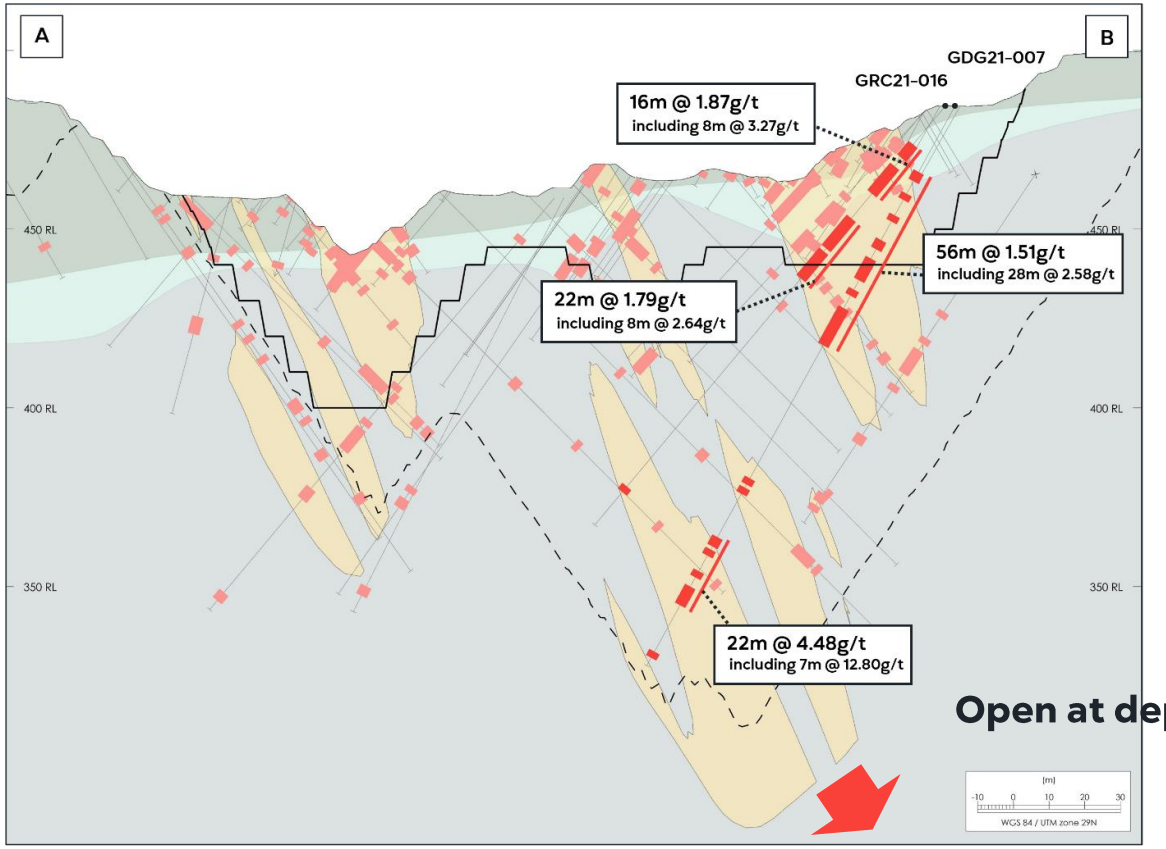

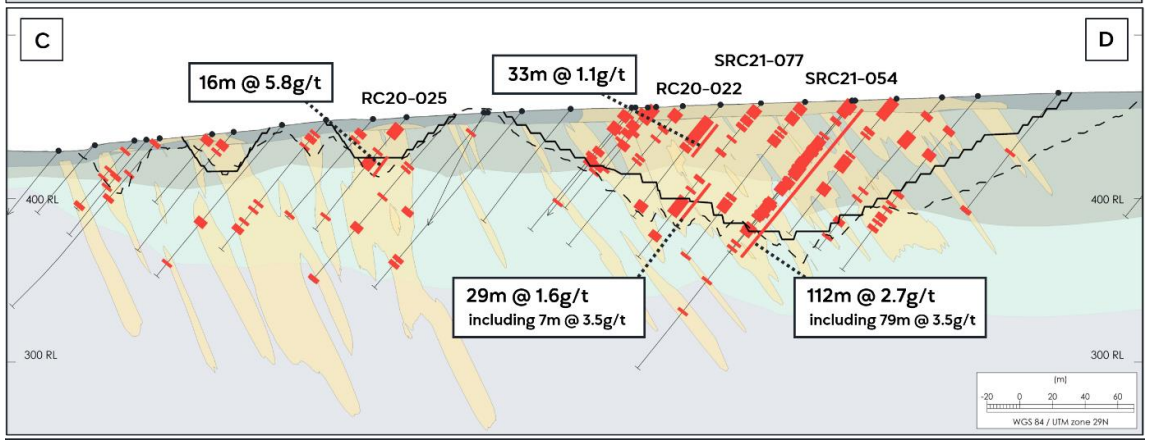

0.3g/t Au Grade Shell
DFS Pit Shell @ $1,650
DFS RPEEE @ $1,950
Robex Drillhole

Significant Intercepts using a minimum composite length and grade of 2m @ 0.5g/t

Robex Drillhole
Historical Drillhole
Laterite
Saprolite
Saprock
Bedrock

Expanding Life of Mine

Through ongoing and planned exploration drilling programs

Kiniero estimated production (koz, FS metrics)

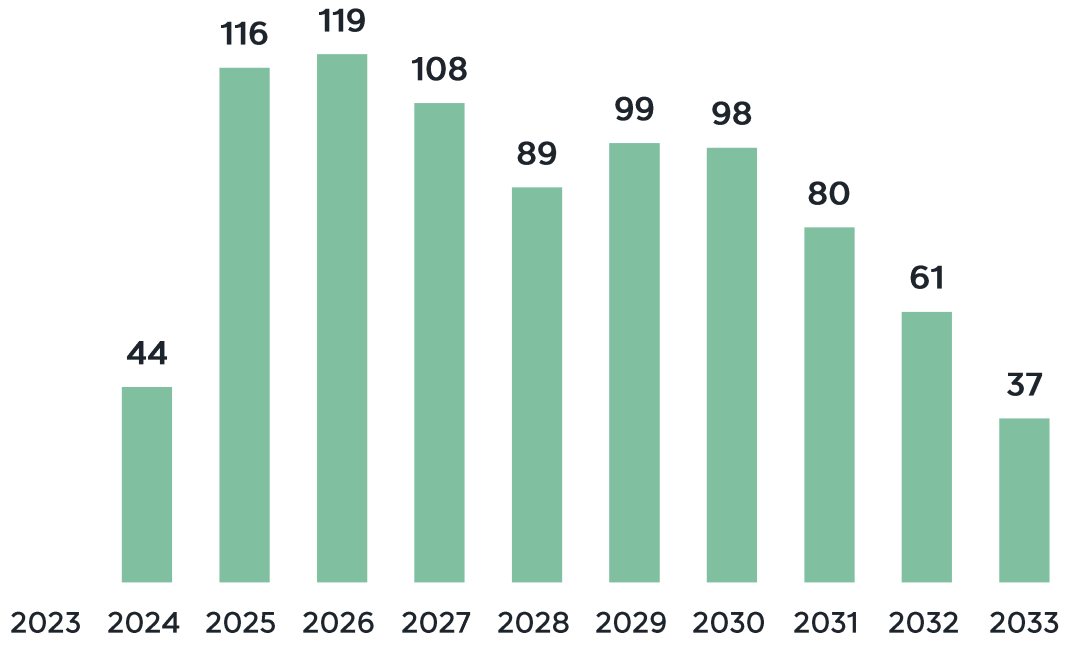

Source: press release dated June 14, 2023

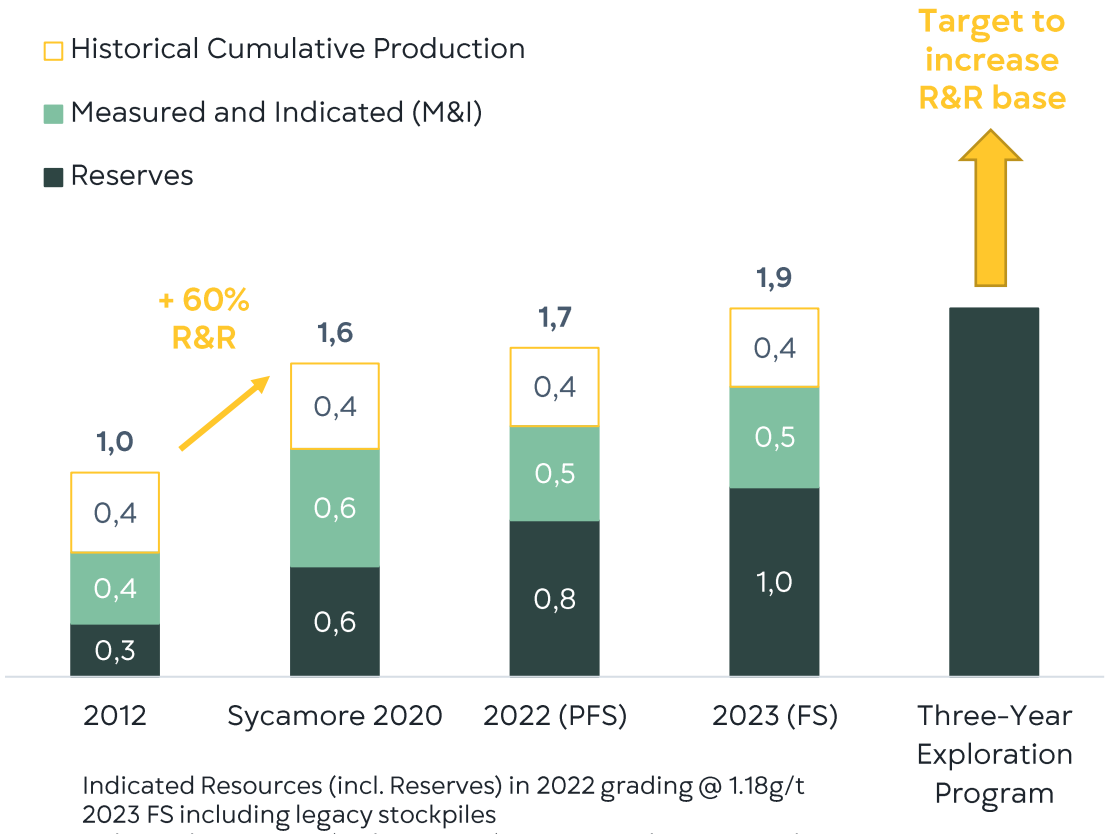

Indicated Resources (incl. Reserves) in 2022 grading @ 1.18g/t
2023 FS including legacy stockpiles
Indicated Resources (incl. Reserves) in 2023 grading @ 1.07g/t

Please refer to Forward-Looking Information and Forward-Looking Statements on page 2 of this presentation

Three Major Exploration Targets in the Northern Block

The Northern Block remains underexplored – SMG's maiden exploration campaign to commence in 2023

Short term targets

1. Mankan: A large target area that represents the most extensively explored of the northern deposits, but which remains underexplored and misunderstood. Along the same major gold bearing structure as PDI's NE Bankan Deposit. Mankan will be the first drill target.

2. Heriko: A large artisanal mining zone long considered to have the potential to be a significant gold deposit through the completion of a dedicated exploration campaign. Extensive soil anomaly, excellent trench results in an undrilled area.

3. Filon Bleu: Main vein system has a known strike of 450m – 500m, SE steeply dipping, and is open at both ends. Extensive soil anomaly and artisanal mining.

Historical exploration results are **encouraging** for each of the key northern deposits, and indications suggest the area has the **potential to yield an exploitable resource of similar magnitude**, if not greater than, to that already identified in the south of the Kiniero Project.

Please refer to Forward-Looking Information and Forward-Looking Statements on page 2 of this presentation

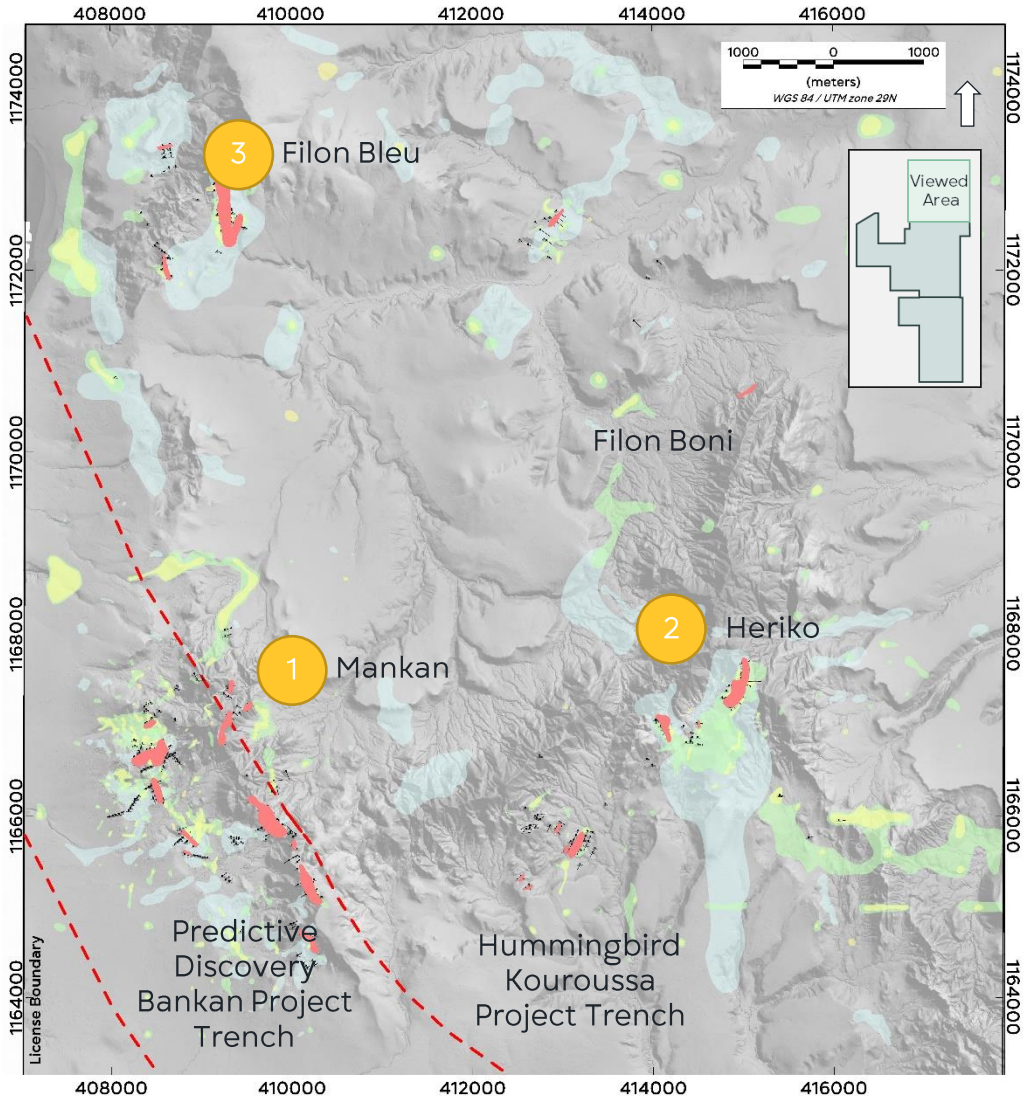

Value Proposition

- Development of a West African gold business
- Cash flow and shareholder returns versus size
- Kiniero is one of the largest exploitation license in Guinea – a significant mining establishment
- Responsible mining through unique local content strategy

Thank you

Robex.

A BLUEPRINT
FOR RESPONSIBLE MINING

Aurélien Bonneviot
Chief Executive Officer

a.bonneviot@robexgold.com

Alain William
Chief Financial Officer

a.william@robexgold.com

Stanislas Prunier
Investor Relations and Corporate Development

s.prunier@robexgold.com

Robert Thaemlitz
Renmark Financial Communications Inc.

+1 (416) 644-2020
+1 (212) 812-7680
rthaemlitz@renmarkfinancial.com
www.renmarkfinancial.com

Appendix

1. West Africa Overview
2. Corporate Overview
3. Kiniero
4. Nampala

Mali and Guinea have established mining jurisdictions in the prospective Birimian Greenstone Gold Belt

Well-established and supportive mining jurisdiction

- Mali and Guinea are Africa's fourth and seventh largest gold producer and have one of the world's most mining-dependent economies[1]
- Transparent system of mineral and surface rights in both countries
- Strong support from local communities

Located in the Siguiri Basin

- The Siguiri Basin consists of Birimian Supergroup sediments and volcanics that hosts multiple highly prospective gold deposits
- ~26Moz of gold discovered to date

Security

- Nampala is located in south-west Mali, near the borders of Ivory Coast and Burkina Faso
- Kiniero is located in the Kankan region, which historically had a low security risk

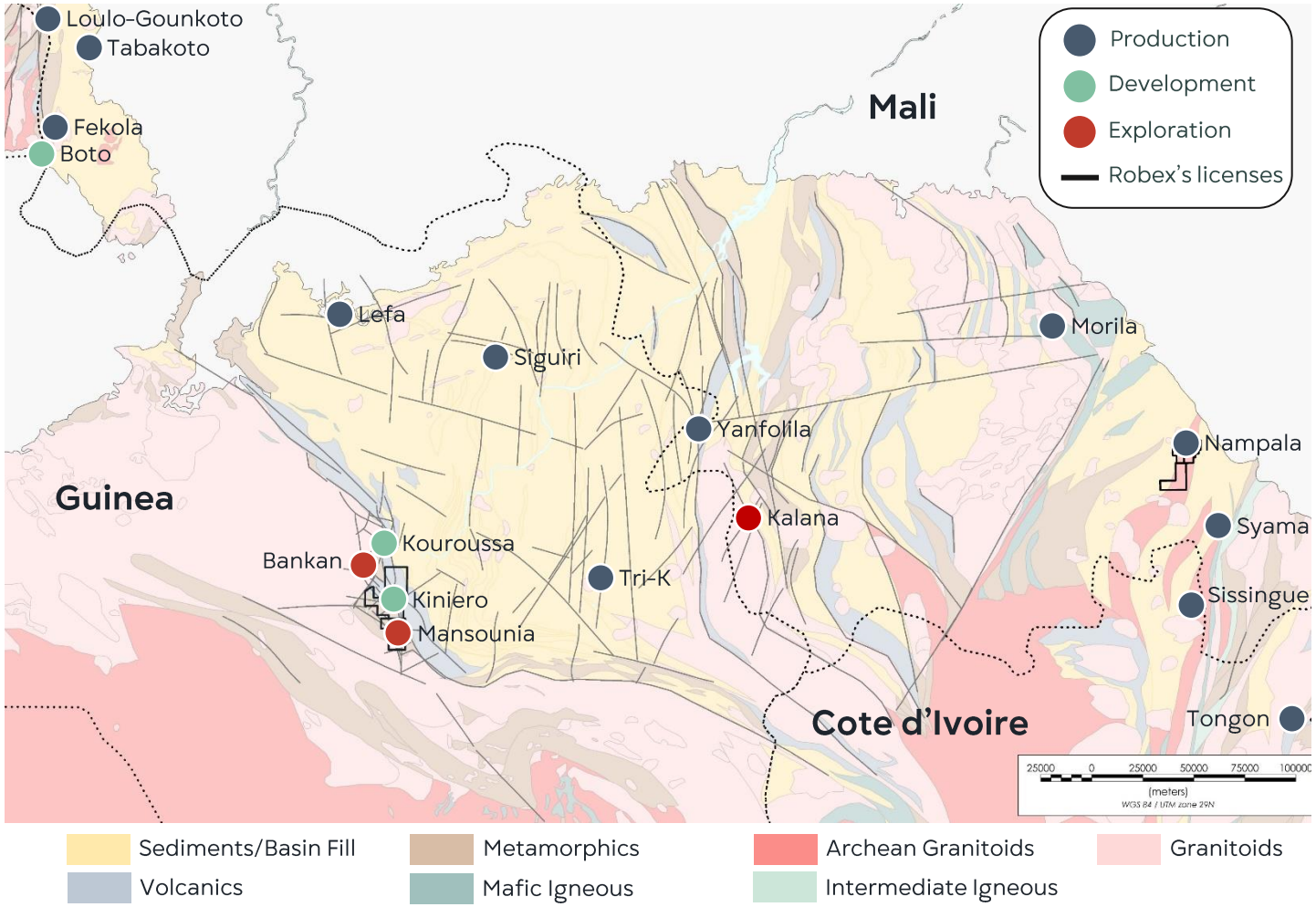

(1) Fraiser Institute 2021

Appendix

1. West Africa Overview
2. Corporate Overview
3. Kiniero
4. Nampala

Proven track record of creating shareholder value

Georges Cohen

Senior Vice-President Strategic Corporate Development and Long-Term Growth, Vice-Chairman of the Board

Mr. Cohen was President of the Company from May 2013 to April 2023. Mr. Georges Cohen began his career at the Cap Gemini Group where he held several positions including Commercial Engineer, Sales Director, Managing Director, President and Chief Executive Officer of a major subsidiary of the Cap Gemini Group.

1990	2000	2003	2007	2007	2007	2012	2012	2013
Mr. Cohen left Cap Gemini as Board Member and founded Transiciel (SSII)	Transiciel became public Market cap of EUR 3bn	Transiciel merged with Sogeti in Cap Gemini	Founding shareholder Sold to Atronic	Founding shareholder Revenues to EUR 500m pa	Founding shareholder Sold to moOngy in February 2022	Sold Altergaz to ENI France	Bought, merged and restructured Panhard Sold to Volvo	First participation in Robex Resources Inc

Renewable and hybrid solar strategy

Corporate partnership with Vivo Energy

Nampala

Solar PV completed

The Nampala solar plant **set the path to the Robex's renewable strategy**

- Carbon footprint reduction (60kt of GHG over 10 years)
- Reducing power costs[1]
- Financed by Vivo under PPA structure

Kiniero

Solar PV in construction

High renewable share of energy mix

- Replicate the Nampala model at scale
- Reduce power costs by up to 40-50%[1]
- Potentially reduce carbon footprint by up to 50%[1]
- Financed by Vivo under PPA structure
- A first solar plant for mine in Guinea

2017

Vivo supplies fuels and lubricants to the Nampala mine

June **2020**

Agreement signed to provide a solar hybrid plan at Nampala

July **2022**

Completion of the **Nampala** solar power plant

Agreement to provide up to US$ 40m solar hybrid power plant at **Kiniero**

[1] Source: Press release dated July 20th 2022 and October 27th 2020

Committed to strong ESG standards

Environmental & Sustainability

ISO:14001

Renewable Solar Strategy to reduce costs and environmental footprint

Rehabilitation planning

Transparency with local communities

Social

Capital investment until 2022
US$ 70m

Royalties & taxes contribution (2016-22)
US$ 48m

School mine concept

Unionized workforce

Governance

Robex is committed to doing business in a safe, ethical, socially responsible, and sustainable manner

Security and human rights policies and procedure

Internal Human Rights Policy, whistleblowing, anti-bribery and corruption policies

Close relationship with the community

The mine stands as a unique talent development platform for local people to acquire knowledge and skills for long-term employment opportunities.

OUR MINE SCHOOL

Created in 2019

For employees and sub-contractors

Technical and management trainings

Improve qualifications

Reduction of expatriates on site

Robex is focused on local recruitment and training to demonstrate its commitment to Mali

The Nampala mine is presented in Mali as a mine-school where we growth our local talent

Respecting the human rights of our workforce and the communities is a fundamental value at Robex

33% of our employees have French alphabetization lessons

Appendix

1. West Africa Overview
2. Corporate Overview
3. Kiniero
4. Nampala

The Kiniero Gold Project

Guinea

Kiniero is a large-scale long-life asset. Robex is targeting site production in a range of 90,000oz per annum at an AISC[1] in the range of US$ 980/oz. The Company released the Pre-Feasibility Study in Q3 2022 and is expected to release DFS in Q2 2023 (press release dated June 14, 2023).

Results of the FS highlight a 9.5-year Life of Mine with a total production of 851,000oz. The construction already began, targeting first gold poured in mid-2024. Once potentially in operation, the Kiniero Gold Mine would be Robex's flag-ship asset.

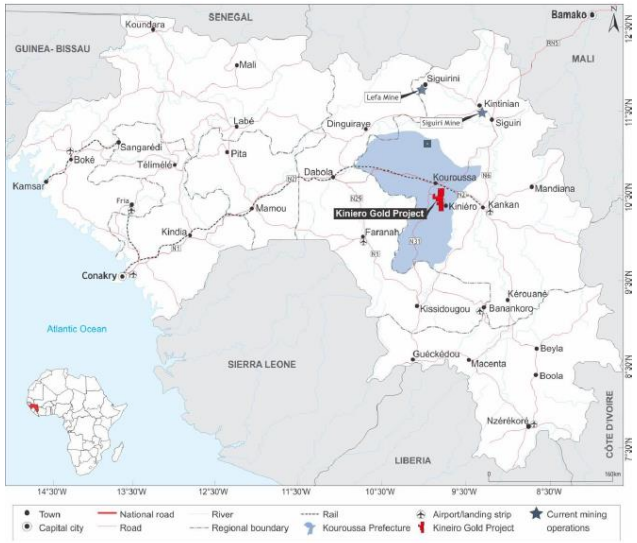

Ownership

4+2[2]	85%	15%
licenses	Robex	Guinea Gov't

Kiniero	Exploitation and Exploration License
Mansounia	Exploitation and Exploration License

2014
Kiniero placed in Care and Maintenance

January **2020**
Acquisition of Kiniero by Sycamore Commence Feasibility Studies

June **2021**
Acquisition of the Mansounia License

Q2 **2022**
Business Combination announced, Robex merges with Sycamore Mining

Q3 **2022**
PFS Released

Q2 **2023**
Expected DFS Completion

(1) AISC is a non-IFRS measure. Please refer to Forward-Looking Information and Forward-Looking Statements on page 2 of this presentation

(2) Penta Goldfields Company S.A. ("Penta Goldfields") is the current holder of the Mansounia exploration permits. The Company will be entitled to the full ownership of the exploitation permits to be issued in relation to the Mansounia Property upon the satisfaction of the conditions precedent set forth under the Guinean law technical partnership agreement dated June 18, 2021 and entered into between Penta Goldfields, the current holder of the Mansounia exploration permits, and Sycamore Mine Guinée - SAU ("SMG"), now a subsidiary of the Company following its acquisition of Sycamore Mining in November 2022 (the "Technical Partnership Agreement"). In order for the Company to become the direct or indirect holder of the exploitation licenses to be granted over the Mansounia Property, the Company, through its subsidiary, SMG, is required under the Technical Partnership Agreement to pay a sum of US$500,000 to Penta Goldfields upon issuance of the exploitation licenses to Penta Goldfields. As part of the Technical Partnership Agreement, Penta Goldfields is entitled to a scaled-up NSR royalty payable by the Company.;

Restart story

Kiniero is a brownfield and well-known mine, former asset of Semafo

1912
First known geological interpretation of the Siguiri-Kankan-Kouroussa area undertaken

1931-1937
Mapping of the Siguiri-Kankan-Kouroussa area at 1:500,000

1943-1945
Mapping south of Kouroussa identifies auriferous veins, including the Gobelé vein. First documented account of gold at Kiniero

1945-1958
BUMIFOM undertake pitting, trenching and drilling, leading to the discovery of the Jean and Gobelé deposits, as well as the Filon Bleu deposit. Underground

1985-1992
Exploration resumes with Association Minière du Niandan. BRGM continue and manage all exploration at Kiniero as the JV operator with the Guinean Government

1992-1993
International Mining of Australia acquires Kiniero and produces a Feasibility Study in 1993

1995
Acquisition of the Kiniero exploration license by Semafo Inc

1996-2012
Extensive and detailed exploration (predominantly in the south) identifies numerous additional peripheral deposits to Jean and Gobelé

December **2000**
Mining Permit awarded for the southerly Jean and Gobelé deposits

May **2001-2002**
Construction of infrastructure and commissioning of plant

April **2002**
Execution of a 10-year mining agreement by the Guinean Government. Mining commences at Kiniero

March **2022**
Robex announced the business combination with Sycamore Mining

September **2022**
43-101 Pre-Feasibility Study Released

November **2022**
Robex closed the business combination

January **2008**
Extension to the Kiniero Mining Permit granted. Mining commences at Ouest Balan

June **2021**
Acquisition of Mansounia Property

March **2014**
Kiniero Gold Mine placed under care and maintenance by the Government of Guinea

November **2020**
Ratification of all 4 Exploitation licenses by the President of Guinea

November **2019**
Execution of framework agreement between Sycamore Mining and Ministry of Mining (Guinea)

January **2020**
Acquisition of Kiniero exploration licenses by Sycamore Mine Guinee SAU. Commencement of confirmation drilling and Feasibility Studies in support of Kiniero

Capital and operating costs summary

Capital expenditures, Life of Mine

	Total US$m
Mining	9
Process Plant	91
TSF	20
Infrastructure	9
G&A	16
Other costs	6
Contingency	9
Total Initial Capital	**160**
Expected to be spent by June 30, 2023	***27***

Operating expenditures, Life of Mine

Across the LoM, starting July 1, 2023	Total US$m	Unit Cost US$/t ore milled	Costs US$/oz
Refining and transport charges	1.6	0.1	1.9
Mining costs	296.5	10.7	348.5
Processing costs	355.1	12.8	417.5
G&A Guinea	58.9	2.1	69.2
Total Site Costs	**712.1**	**25.7**	**837.1**
Government royalty	91.2	3.3	107.3
Private royalties	7.0	0.3	8.3
Total Operating Costs	**810.3**	**29.3**	**952.6**
Sustaining costs	23.5	0.8	27.6
All-In Sustaining Costs	**833.8**	**30.1**	**980.2**
G&A outside Guinea	32.3	1.2	38.0
Development costs	164.1	5.9	192.9
Closure costs	19.9	0.7	23.4
Total Costs	**1,050.0**	**38.0**	**1,234.5**

Please refer to Forward-Looking Information and Forward-Looking Statements on page 2 of this presentation

(1) All-in sustaining costs is a non-IFRS financial measure. Please refer to the cautionary statement regarding non-GAAP financial measures at slide 2 of this presentation for details on this non-IFRS financial measure.

Infrastructure

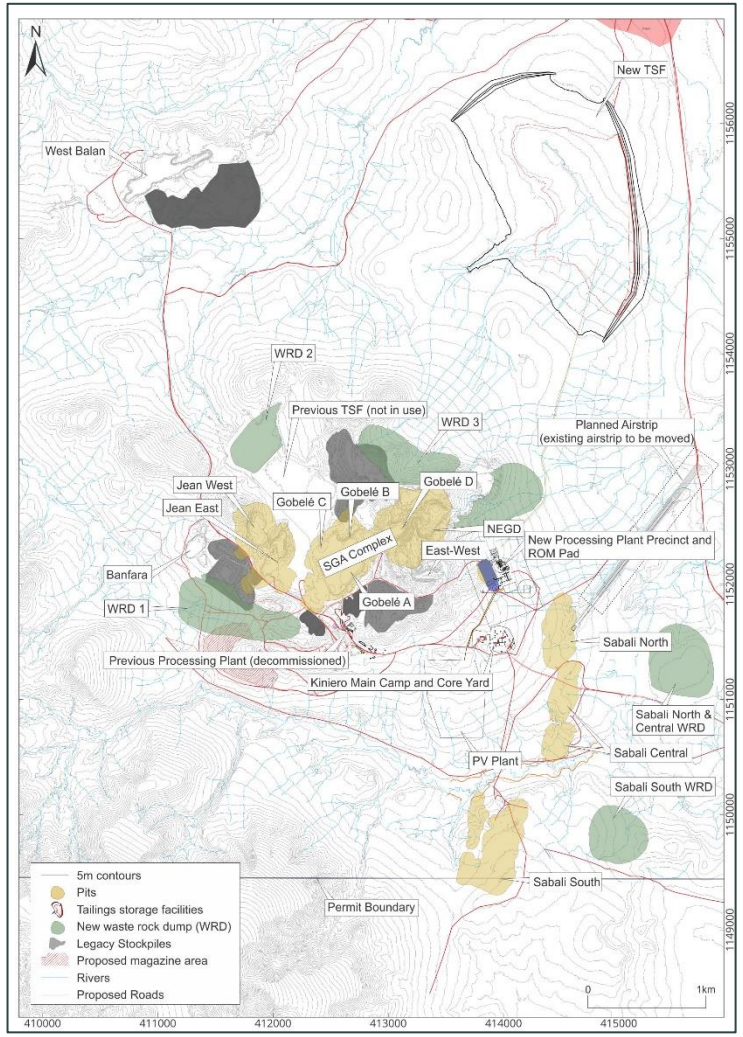

Certain existing mining infrastructure is expected to be refurbished in the next 12 months with minimal additional infrastructure required

Site Access

Kiniero has a well-established road network both on site and connecting it to the local villages and major roads in Guinea

As part of the redevelopment program, Robex is expected to build in 2023 a new access road equipped with suitable drainage and slopes

Building

Large stores complex

Large workshop complexes for fixed plant and open pit mobile plant

Office complex for processing staff

Office complex for mining staff sample preparation and laboratory analysis

Medical center

Administration office complex

Training complex

Accommodation for housing expatriate and senior national staff

Water

Existing water infrastructure including tanks

Airstrip

Existing airfield is expected to be renovated in 2023, fenced and equipped in line with regulatory requirements

VIVO ENERGY

Agreement to provide up to **US$ 40m solar** hybrid power plant at Kiniero

Please refer to Forward-Looking Information and Forward-Looking Statements on page 2 of this presentation

DFS on track alongside experience & trusted contractors

Contractor	Responsibility	Description
AMC consultants	Feasibility Study	• AMC is an internationally recognized brand that stands for quality and independence in the mining industry. It provides surface and underground mining solutions to unearth commodities from base metals to gold, iron ore to mineral sands.
WESTAGO, epoch resources	Laboratory and Tailings Storage Facility	• Westago is an experienced Laboratory management and construction team in West Africa. Developing and operating the Boungou Laboratory for Endeavour Mining in Burkina Faso • Epoch is a leading provider of residue management solutions to extractive industries with significant tailings management design experience in West Africa
SOUTEX, WACOM *Guinean*	Plant Engineering & Metallurgy / SMPP & Earthworks	• Soutex is an experienced contractor working with Robex since 2014 who led the construction of Nampala. Credentials include but are not limited to: IAMGOLD, Barrick, Rio Tinto, Orezone, Nordgold • Wacom is a company specializing in the construction of mining and industrial infrastructure in West Africa. Wacom has subsidiaries in Ivory Coast, Burkina Faso and Mali. Work with Robex since 2014
INTER-MINING SERVICES *Guinean*	Mining Contractors	• Working with Robex in Mali since 2013. Currently working on the Kouroussa project for Hummingbird
AUXIN GUINEE MINING SERVICE *Guinean*, FORAGE FTE DRILLING, Ivry Drilling & Resources	Drilling	• GMS is the largest explosives supplier in Guinea, with an established explosive manufacturing facility • Ivry is drilling for Robex since 2017 • FTE is one of the largest and well-established drilling contractors in West Africa
ABS Africa Sustainability Advisors, INSUCO	Environmental, Social and Governmental	• ABS has more than 40 years of experience in the mining, understanding the complexity of environmental and social systems and how significant role these play in the long-term sustainability of a business • Insuco has experience with blue-chip mining companies across the globe working with projects from Pre-feasibility to closing
VIVO ENERGY	Renewable	• A significant energy solutions provider operating in over 20 countries across Africa. Vivo is a long-term partner of Robex and just commissioned the new 3.9MW PV and battery plant at the Nampala Mine
GCM CONSULTANTS 1994 - 2019	Engineering	• GCM Consultants is a key company in Canada in the energy, sustainable development, petrochemical, metallurgy and manufacturing sectors. It offers its engineering and construction services for plant projects, supports the industry with its cutting-edge technical expertise and carries out major investment projects.

Appendix

1. West Africa Overview
2. Corporate Overview
3. Kiniero
4. Nampala

The Nampala Mine
Mali

The Nampala mine is a simple concentrator, entirely geared towards process performance. In a unique way, it strikes a perfect balance between industrial efficiency and operating cost optimization, without compromising on operational safety.

During its second year of production, the plant processed very low-grade saprolite (0.8 g/t) and achieved a record 1,796,000 tonnes, which allowed recovering 44,946 ounces of gold for a cost per ounce of US$ 643/ounce.

6 licences

Nampala	Exploitation License
Mininko	Exploitation License
Gladié	Exploration License
Kamasso	Exploration License
Sanoula	Exploration License
Diangounte	Exploration License

2013 — First Feasibility Study First investment of the Cohen Family

2017 — Commercial production

2018 — Start of exploration program with the objective to double resource base

2019 — Production record; New Resource and Reserve estimate

2020 — Dividends of CAD36m paid

Q2 2022 — Solar Hybrid Power Plant completed

Q1 2023 — New trommel to treat transition

Recent performance at Nampala

Insights Full Year 2022

- Production was stable (+0.2%) compared to 2021 at 46.7koz despite the heavy rainy season, the December Incident, and limitations of the processing water, which have been resolved since then
- Ore mined increased by 10% in 2022 compared to 2021, proportionally to the waste mining tonnage. Strip ratio remains therefore unchanged to 4.1x, in line with the mine plan
- The recovery reached 88.6%, below 2021 levels but remains satisfactory
- AISC per ounce decreased from 2021 thanks to less stripping at the pit

Production and AISC[1]

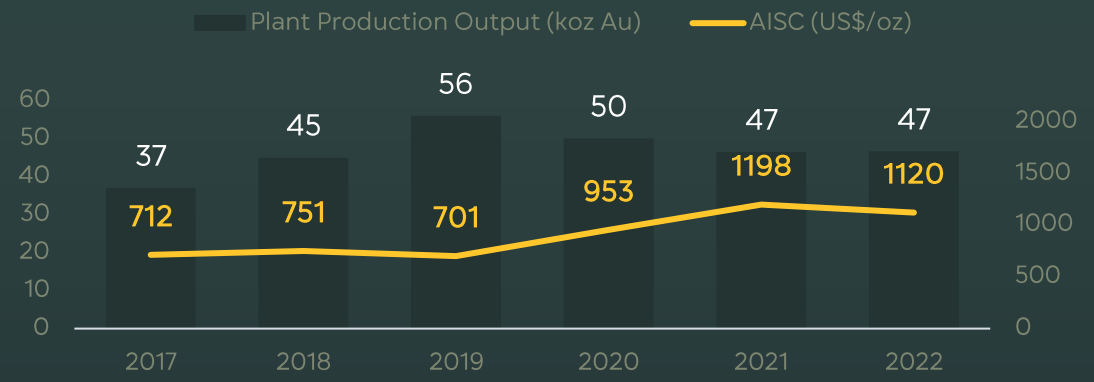

Conversion rates applied: CAD/US$ = 0.77 in 2017 and 2018, , 0.75 in 2019 and 2020, 0.80 in 2021 and 0.77 in 2022

For the period ended	2021	2022	Q4 2021	Q4 2022
Ore mined, kt	2,018	2,212	548	532
Waste mined, kt	8,291	9,012	1,778	2,661
Strip Ratio	4.1	4.1	3.2	5.0
Ore milled, kt	1,948	2,025	520	517
Grade, g/t	0.81	0.81	0.88	0.76
Recovery Rate, %	91.4%	88.6%	91.6%	89.2%
Production, koz	46.6	46.7	13.5	11.3
Total cash costs[1], US$/oz	657	612	660	691
AISC[1], US$/oz	1,198	1,120	1,010	1,457

Conversion rates applied: US$/CAD = 0.7461 in Q4 2022; 0.8035 in Q4 2021; 0.7688 in 2022 and 0.7978 in 2021
[1]Cash Costs and AISC US$/oz are on-IFRS ratios. Please refer to the cautionary statement regarding non-IFRS ratios at slide 2 of this presentation for details on this non-IFRS financial measures.

Overview of exploration potential

Robex holds 6 exploration licenses in Mali

Strategic licenses in the Greenstone Belt

426 km²
of exploration licenses

Greenfield exploration to develop new projects

+32,000m
Annual Drilling per annum since 2017

Annual Exploration Budget

2020	2021	2022
US$8m	US$3m	US$1m
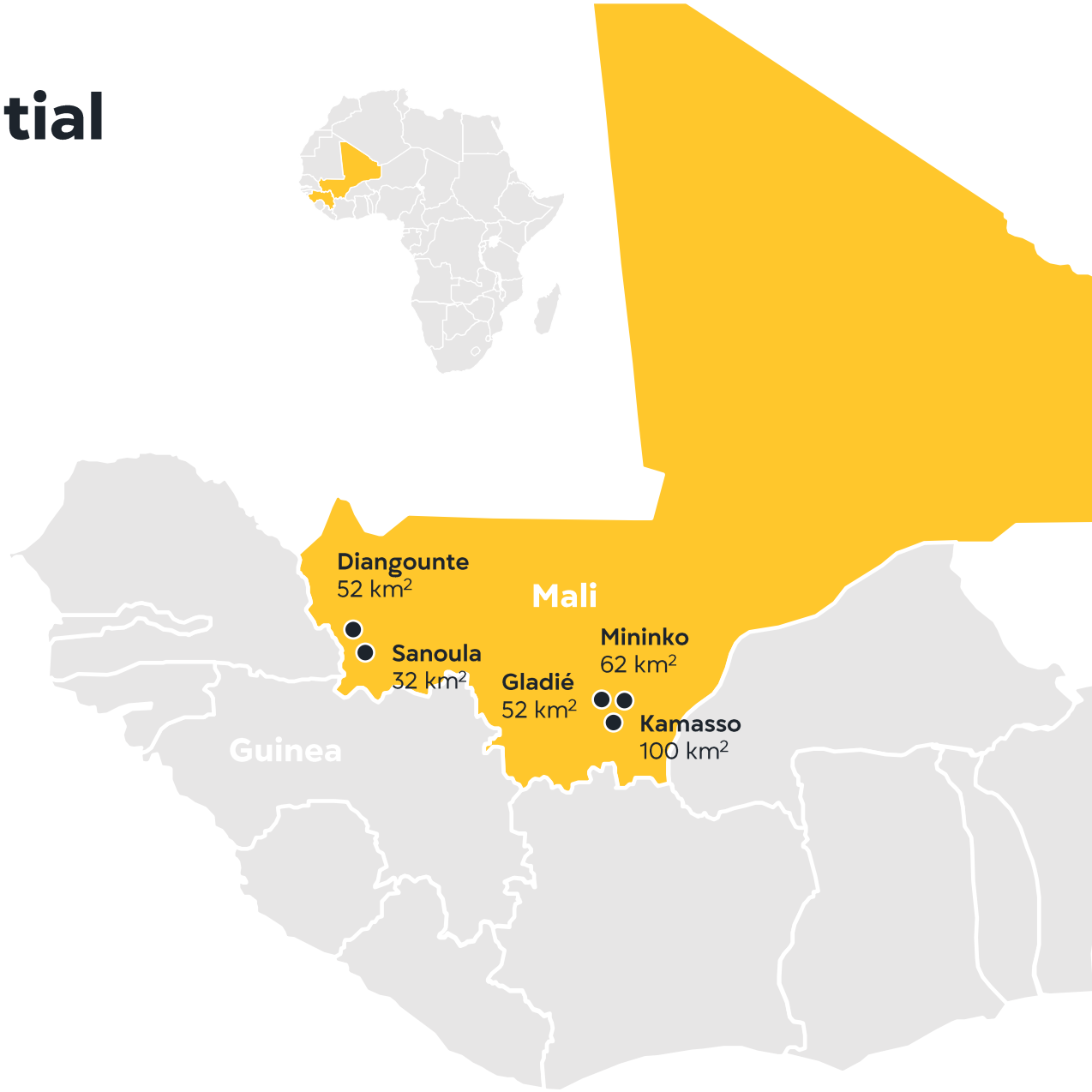
Source: Robex's website, latest MD&A and Annual Reports